

Weems & Plath®

INNOVATION ROOTED IN TRADITION



Dear Customer,

Since 1928, we have successfully navigated the waters of changing times by keeping our customers at the forefront of our thoughts. Our longevity is a result of our commitment to you, to provide top quality products with exceptional warranties to back them up.

Our internationally renowned company has become one of the oldest marine businesses in the United States. For over 90 years, we have endeavored to provide innovative products that are rooted in tradition because we believe that the backbone of any new product can be found in the time-tested instruments that first inspired them.

By using the past as inspiration, we are able to develop revolutionary new products that ensure a safe and enjoyable boating experience for our customers.

On behalf of everyone at Weems & Plath, thank you for your continued support and interest in our products.



Michael Flanagan, President



Thomas Point Lighthouse

CONTACT US

SHOWROOM & OFFICE:

214 Eastern Avenue, Annapolis, MD 21403 USA

HOURS:


Monday - Friday 8:30 A.M. to 5 P.M. EST

214 EASTERN AVENUE, ANNAPOLIS, MD 21403

sales@weems-plath.com | p. 800.638.0428 | 410.263.6700 | f. 410.268.8713

WWW.WEEMS-PLATH.COM

TABLE OF CONTENTS



Navigation	4
Includes:	
Binoculars	15
C.Plath Compasses	17
Books & Charts	21
Includes:	
Log Books	22
Imray Charts	25
Safety	28
Includes:	
SOS Distress Light	29
CrewWatcher Man Overboard Device	30
Lighting	33
Includes:	
OGM Series of LED Navigation Lights	34
Oil Lamps	40
Time & Weather	47
Includes:	
Endurance Collection	48
Atlantis Collection	51
Awards & Gifts	59
Includes:	
Porthole Collection	60
Chart Weights	62
Maintenance	66
Includes:	
Sure Shine	66

The Weems & Plath® Story

In May of 1919, eight years before Lindbergh's famous solo flight, three small planes set out from Newfoundland headed for London in an attempt to make the first trans-Atlantic flight. Only one of the planes made it.

Twenty-five hundred feet below, on board a station tracking ship, a young navigator by the name of Lt. Cdr. Philip Van Horn Weems, U.S. Navy, gazed up and thought there must be a safer and simpler way than using a small armada of ships as beacons for the flight.

For centuries, man had relied on the heavens, on the circling planets and the constant horizon to guide him in his travels. An accurate clock, a compass, a sextant and charts were the necessary tools for plotting a course, but these required time for computations and a place to spread out and study the charts. The timeworn system of celestial navigation was ill suited to the cockpit of a plane.

Lt. Cdr. Weems, a brilliant, inventive and determined young man, knew as he tracked that first flight that navigation was his destiny, and he went on to revolutionize the field with his ideas, writings and inventions. He went on to develop the Weems System of Navigation, Second Setting Watch, and Weems Plotter, which is still one of our most popular navigation tools.



While teaching navigation at the United States Naval Academy in the 1920's, Weems established his own school in Annapolis which became the purveyor of Weems' instruments. Some of his students included Charles Lindbergh, who studied with Weems before attempting his trans-Atlantic flight and Admiral Bryd, a former classmate from the U.S. Naval Academy, who came to Weems for instruction before setting out for the North Pole.

A century earlier, Carl Plath's company in Hamburg, Germany – C. Plath, had been manufacturing the finest commercial sextants and magnetic compasses available, and had developed the first gyrocompass installed on a commercial vessel in 1913. It was a natural development for Weems' school and company to become the North American source for C. Plath's fine instruments; hence the alliance of two distinguished names – Weems & Plath®.

The exceptional workmanship that both Philip Van Horn Weems and Carl Plath required in developing the manufacturing of precision navigation tools remains at the heart of all our products today. Weems & Plath® is still located in Annapolis and we remain committed to supplying the world with the finest products available while maintaining the high standards of service that have distinguished Weems & Plath® from its inception.




Photo Courtesy of Emily Whebbe
Winner of the Weems & Plath 90th Anniversary Photo Contest






ONLY THE BEST TO CHART YOUR COURSE

In the 21st century, we often take knowing where we are and where we are going for granted because of the plethora of navigation programs available on our phones and other electronic devices.

Knowing how to navigate without the aid of a computer program is not just an art and a science, but also a necessity and the essence of good seamanship.

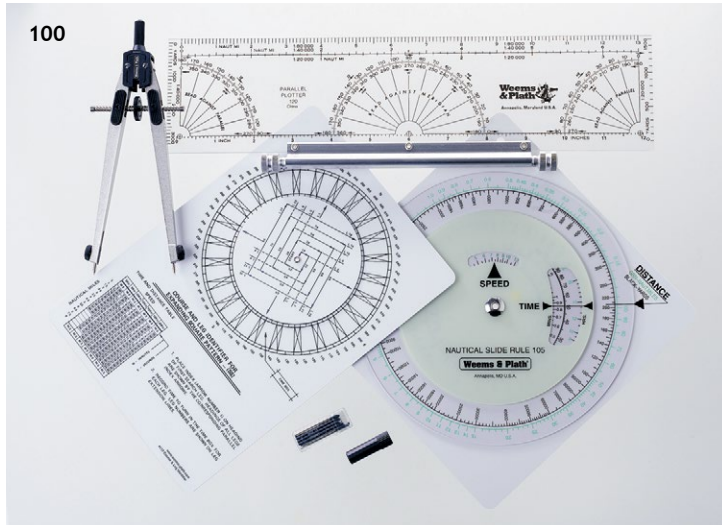
At any time, a signal can be lost or a computer could crash, leaving the boat's captain to navigate using the skills and tools that have helped mariners for generations.

At Weems & Plath®, we manufacture only the best and most precise instruments that mariners can confidently rely on, especially when they need them most.



NAVIGATION


NAVIGATION SETS



COAST GUARD KIT 100

- Five popular items used by the US Coast Guard in one convenient kit; contained within a plastic pouch.
- Includes:
 - #176 Ultralight Divider/Compass
 - #729 Spare Leads for Ultralight Divider/Compass
 - #120 Weems Parallel Plotter™
 - #105 Nautical Slide Rule
 - #113 Course & Leg Identifier and instructions
- NSN 6605015569409

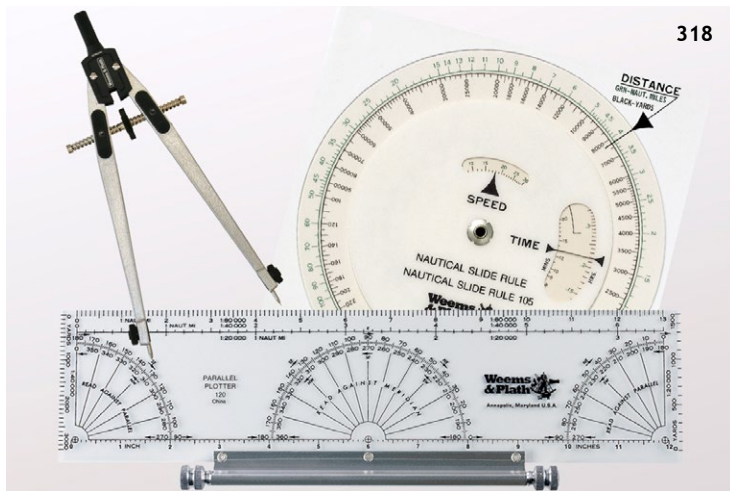
Dimensions: 8-1/4" x 14" (210 x 356 mm) | Wt: 0.85 lb (386 g)



WEEMS & PLATH® BASIC NAVIGATION SET 317

- Contained within a plastic pouch.
- Includes:
 - #255 Weems Protractor
 - #145 15" Value Parallel Rule
 - #262 Pair of 6" Matte Nickel Dividers with fixed points
 - #1280 Weems & Plath® Pencil
 - Pencil sharpener
 - Instructions


Dimensions: 16" x 6" (406 x 152 mm) | Wt: 1.06 lb (481 g)



ESSENTIALS NAVIGATION SET 318

- Weems & Plath's best-selling navigation tools in one easy kit
- Contained within a plastic pouch.
- Includes:
 - #176 Ultralight Divider/Compass
 - #120 Weems Parallel Plotter™
 - #105 Nautical Slide Rule
 - Instructions

Dimensions: 8" x 13-3/4" (203 x 337 mm) | Wt: 0.85 lb (386 g)



WEEMS & PLATH® PRIMARY NAVIGATION SET 32200

- Contained within a plastic pouch.
- Includes:
 - #176 Ultralight Divider/Compass
 - #140 12" Brushed Aluminum Arms Parallel Rule
 - #105 Nautical Slide Rule
 - #1280 Weems & Plath® Pencil
 - Instructions

Dimensions: 8" x 13-3/4" (203 x 337 mm) | Wt: 0.85 lb (386 g)



PROFESSIONAL MARINER'S NAVIGATION KIT 3250

- Packaged in our #325 NaviTote
- Includes:
 - #90 Paralock Plotter
 - #120 Weems Parallel Plotter™
 - #176 Ultralight Divider
 - #501V Vectormaster
 - #1049 Professional Brass Pencil Compass
 - #1141 Navigator's Pencil
 - #9998 Chart Correction Template

Dimensions: 22-1/2" x 14-1/4" (572 x 362 mm) | Wt: 1.45 lb (658 g)



NAVITOTE 325

- Made from Tough Duck, a PVC backed polyester duck fabric, for strength and durability
- Strong hanging grommets that are gusseted and reinforced allow for easy hanging in any companionway
- Designed with input from US military and built to meet demands of everyday use on patrol vessels
- Roll it, fold it or hang it, the NaviTote will keep your Weems & Plath® navigation tools in good order
- NSN 8105015596678

Dimensions: 22-1/2" x 14-1/4" (572 x 362 mm) | Wt: 1.45 lb (658 g)

**Tools not included.*



DIVIDERS & COMPASSES



7" ONE HAND DIVIDER 170

8" ONE HAND DIVIDER 171

- Classic design - can be opened and closed with one hand while performing chart work
- Brass handle with polished stainless steel tips

Dimensions: Length: 7" (178 mm) | Wt: 0.2 lb (91 g)
Length: 8" (203 mm) | Wt: 0.3 lb (136 g)



7" STRAIGHT PATTERN DIVIDERS 172

8" STRAIGHT PATTERN DIVIDER 173

- Made with brass arms and polished stainless steel tips
- Adjustable tension
- Hand-sharpened points
- NSN For #172: 6675015512304


Dimensions: Length: 7" (178 mm) | Wt: 0.2 lb (91 g)
Length: 8" (203 mm) | Wt: 0.3 lb (136 g)

TEN POINT DIVIDER 719A

- 6" equal spacing divider
- Manufactured from highest quality stainless steel
- Eleven numbered points allow easy conversion of distances
- Excellent tool for interpolating isobars or plotting and calculating equal divisions of distance or time
- Also used by draftsmen and artists
- NSN: 6675-01-551-2310

Dimensions: Length: 6" (152 mm) | Wt: 0.22 lb (100 g)

Professional Model #719B Available
- call for details



PROFESSIONAL BRASS PENCIL COMPASS

1049

- Solid brass with angled stainless steel point
- Adjustable pivoting pencil mount
- Draws 24" (610 mm) circle
- Includes pencil, sharpener and plastic pouch
- Made in Germany

Dimensions: Length: 8-1/4" (210 mm) | Wt: 0.32 lb (145 g)



WEEMS & PLATH® PROPORTIONAL DIVIDER

4548

- Use to accurately calculate speed-time-distance
- Easily transfer points between different scale charts
- Distance, picked off a chart between divider points, can be immediately converted to speed or time
- Silver/nickel alloy with stainless steel points
- Made in Germany
- NSN 6605-00-682-4548

Dimensions: Length: 8" (203 mm) | Wt: 0.5 lb (227 g)



BEAM COMPASS

545E

- Graduations in inches and millimeters
- 26" (508 mm) overall radius: 13" (330 mm), main beam with 13" (330 mm) extension bar
- Max drawing arc is 51-1/2" (141 cm)
- Made in Germany
- Includes: cutting blade insert, spare points/lead, full-size pencil adapter, lead sharpener and point holders


Dimensions: Length: 13" (330 mm) | Wt: 1 lb (454 g)



176

ULTRALIGHT DIVIDER/COMPASS


176

- Unique center adjustment mechanism allows quick precise one-hand operation
- Replace stainless steel point with lead to use as a pencil compass
- Constructed of coated marine alloy to resist corrosion
- Made in Germany 
- NSN 6675015569406
- Includes: ultra-fine and fine spare points, knob and lead

Dimensions: Length: 7" (178 mm) | Wt: 0.19 lb (86 g)

ACCESSORIES:


- 176H WHEEL & PENCIL HOLDER
176KIT REPLACEMENT POINTS, LEAD, POINT HOLDER AND WHEEL
7231 SPARE LEADS FOR DIVIDERS (2 PER BOX)
7291 SPARE LEADS FOR DIVIDERS (15 PER BOX)
POINTS SPARE POINTS FOR DIVIDERS



276

LED LIGHT DIVIDER

by Anthony K Brown, inventor


- Innovative design for day and night use
- Red LED light built into each leg for use in low light conditions
- Center adjustment mechanism allows quick, precise operation
- Functions as both compass and divider
- CR 1220 battery lasts approximately 20 hours
- Spare point, lead and knob provided
- Made in Germany 

Dimensions: Length: 7" (178 mm) | Wt: 0.19 lb (86 g)

ACCESSORIES:

- 7231 SPARE LEADS FOR DIVIDERS (2 PER BOX)
7291 SPARE LEADS FOR DIVIDERS (15 PER BOX)

276



179



178

MILLENNIUM DIVIDER/COMPASS

179

- Unique ergonomic design facilitates one-handed operation
- Made from polyamide/glass fiber composite
- Nickel free and rustproof
- Lead and spare points included
- Made in Germany 
- NSN: 6675-01-551-2310

Dimensions: Length: 6" (152 mm) | Wt: 0.19 lb (86 g)

MATTE NICKEL INSTRUMENTS:

- 5" FIXED POINT DIVIDER 259
6" FIXED POINT DIVIDER 262
7" STRAIGHT PATTERN DIVIDER 1043
7" REMOVABLE POINT DIVIDER 261


- Lightweight matte nickel-plated brass dividers and compasses are ideal for all applications

Dimensions:

- 259 | Length: 5" (127 mm) | Wt: 0.1 lb (45 g)
262 | Length: 6" (152 mm) | Wt: 0.1 lb (45 g)
1043 | Length: 7" (178 mm) | Wt: 0.16 lb (73 g)
261 | Length: 7" (178 mm) | Wt: 0.16 lb (73 g)

MILLENNIUM NAVIGATION KIT

178

- Contains both divider and compass made from polyamide/glass fiber composite
- Protective vinyl case
- Spare leads included
- Made in Germany 

Dimensions: Length: 6" (152 mm) | Wt: 0.5 lb (227 g)



GPS CHART PLOTTER 130

- Combines a protractor and parallel rule with innovative straight-line action
- Features pencil guide holes and non-slip pads
- Made from sturdy, clear acrylic and stainless steel/brass construction
- One size covers all charts

Dimensions: 15-1/2" x 3" (393.7 x 76.2 mm) | Wt: 0.5 lb (226.8 g)

THREE ARM PROTRACTOR 116

- Arms are rigid enough to trace a bearing line
- Can be used to chart position from three identifiable shore, landmark or buoy locations
- Measure angles on the protractor and locate your position on chart
- Movable arms with vernier scale for even more precise measurements
- Flexible, clear construction

Dimensions: 6" x 21" (152 x 533 mm) | Wt: 0.31 lb (141 g)

WEEMS COMPACT PARALLEL PLOTTER™ 60

- Smaller version of our #120 Weems Parallel Plotter™
- Mounted on marine aluminum roller assembly
- Contains semi-circular protractor, distance scales of 1:20,000 and 1: 40,000, as well as inch scale

Dimensions: 2" x 8" (51 x 203 mm) | Wt: 0.19 lb (86 g)

WEEMS PARALLEL PLOTTER™ 120 *Our most popular rolling plotter!*

- Contains distance scales at 1:20,000, 1:40,000 and 1:80,000 to fit N.O.S. Coast and Harbor Charts, as well as inch scale
- Includes semi-circular protractor for measuring courses and bearings against meridian on chart, and two quarter circle protractors for measuring courses and bearings against parallel of latitude
- Courses and parallel lines are transferred and kept parallel by means of two rollers mounted on a slide axis
- Used for measuring or laying off courses and distances on nautical chart
- Instructions included
- NSN 6605015569178

Dimensions: 3-1/2" x 12-1/2" (89 x 318 mm) | Wt: 0.31 lb (141 g)

USPS PLOTTER 556

- Designed by the United States Power Squadron
- Simple, versatile plotter
- Suitable for plotting courses and bearings
- Instructions included

Dimensions: 4" x 14" (101 x 355 mm) | Wt: 0.20 lb (91 g)

WEEMS PROTRACTOR 255

- An updated version of Breton and Portland Plotters
- Can be used to lay off course or bearing, measure distance between any two points, plot position on chart from given set of coordinates, or determine coordinates of position on chart
- Pencil and sharpener included

Dimensions: 15" x 5" (381 x 127 mm) | Wt: 0.40 lb (181 g)

COMPUTE-A-COURSE 111

- Compact, multi-purpose plotting tool
- Ideal for general boating or commercial use
- Can be used for position fixing, course plotting and distance measurements
- Using a log scale, time/distance calculations are a breeze
- Instructions included

Dimensions: 7-3/16" x 8-1/2" (183 x 216 mm) | Wt: 0.25 lb (113 g)

SQUARE PROTRACTOR 2802

- Suitable for plotting courses and bearings on land or sea
- Notations can be made directly on matte plastic surface with pencil
- Instructions included

Dimensions: 5" square (127 mm) | Wt: 0.13 lb (59 g)

PROFESSIONAL PROTRACTOR TRIANGLE 104

- Larger and improved version of our popular #101 Protractor Triangle with Handle
- Clean, uncluttered design
- Both 320 mm & 1:80,000 scales shown
- Inscribed with contrast-enhancing colors
- Hole at vertex allows several uses, details on package and website
- Heavy duty clear 5 mm acrylic construction for durability
- Includes pencil and sharpener

Dimensions: Short Sides: 9" (229 mm) | Long Side: 13-1/8" (333 mm) | Wt: 0.5 lb (226 g)

PROTRACTOR TRIANGLE 103


- Same as below, with all black markings and without handle
- Usually paired with #101

Dimensions: Short Sides: 7-1/2" (191 mm) | Thickness: 0.08" (2 mm)

PROTRACTOR TRIANGLE WITH HANDLE 101

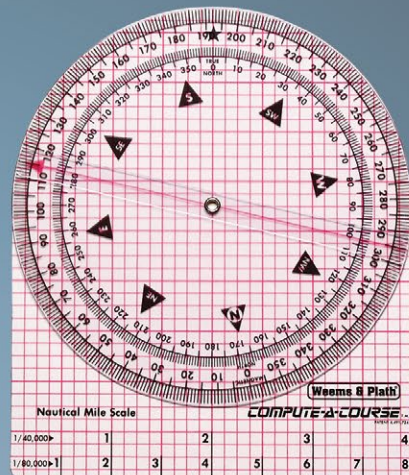
- Inscribed with contrast-enhancing colors
- Using two 45° triangles provides easy method of plotting and performing chart work
- Protractor scales allow easy alignment with chart meridian in any direction
- Direction is maintained as one triangle is slid along the other to desired position

Dimensions: Short Sides: 7-1/2" (191 mm) | Thickness: 0.08" (2mm) | Wt: 0.19 lb (86 g)



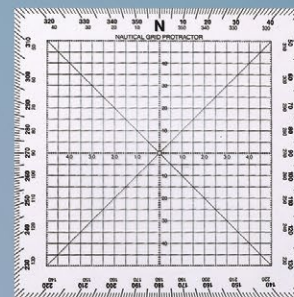
130

19 3/8"



111

5"




2802

21"


116

8"



60

12 1/2"




120

14"

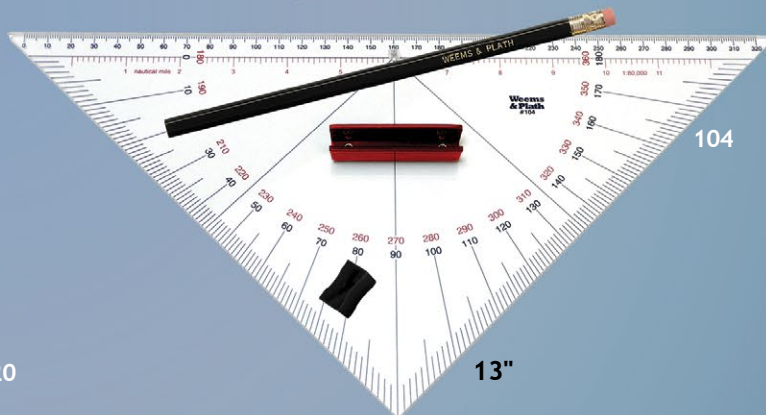


556

15"

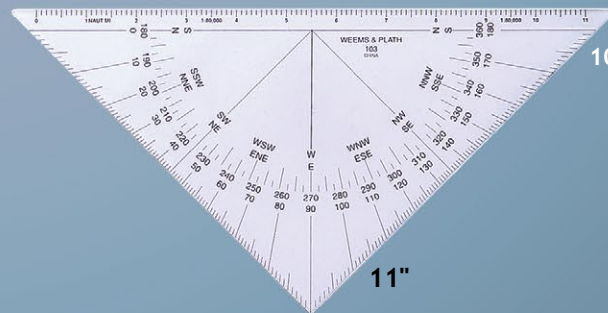


255




104

13"



103

11"




101

11"

PARALLEL RULES & PLOTTING AIDS



141



142




145



138



140



90



24

15" BRUSHED ALUMINUM ARMS PARALLEL RULE 141

Dimensions: Length: 15" (381 mm) | Thickness: 1/4" (6 mm) | Wt: 0.47 lb (213 g)

15" BRASS ARMS PARALLEL RULE 142

Dimensions: Length: 15" (381 mm) | Thickness: 1/8" (4 mm) | Wt: 0.4 lb (181 g)

15" VALUE PARALLEL RULE 145

- Marine aluminum arms and handles

Dimensions: Length: 15" (381 mm) | Thickness: 1/8" (3 mm) | Wt: 0.31 lb (141 g)

18" ALUMINUM ARMS PARALLEL RULE 138

- NSN 6675015732795

Dimensions: Length: 18" (457 mm) | Thickness: 1/4" (5 mm) | Wt: 0.69 lb (313 g)

12" BRUSHED ALUMINUM ARMS PARALLEL RULE 140

Dimensions: Length: 12" (305 mm) | Thickness: 1/4" (6 mm) | Wt: 0.34 lb (154 g)

7" COMPACT PARALOCK PLOTTER 90

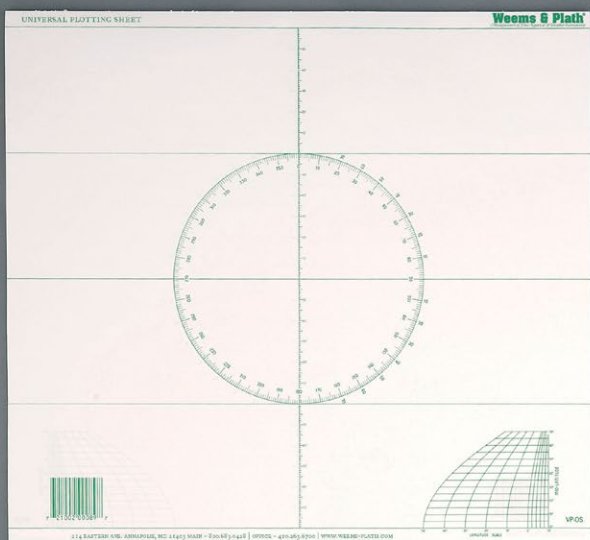
- Well suited for use on modern small chart tables
- All the features of standard parallel rule but fits in pocket and is easier to use
- Also functions as GPS plotter, measures distances with locking knob

Dimensions: Length: 7-1/4" (184 mm) | Thickness: 0.2" (5 mm) | Wt: 0.21 lb (95 g)


24" COMMERCIAL RULE 24

- Rigid chrome arms

Dimensions: Length: 24" (610 mm) | Thickness: 1/4" (7 mm) | Wt: 0.81 lb (368 g)




5910



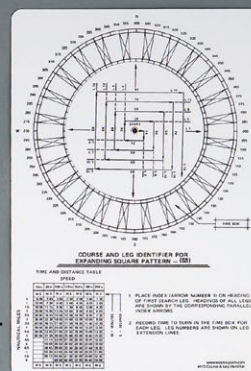
501V FRONT




501V BACK




113
FRONT



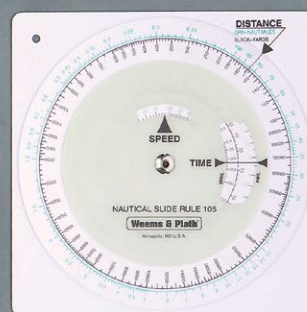
113
BACK



9998



512V



105

UNIVERSAL PLOTTING SHEETS

5910

- Also known as VP-OS sheets
- Graduated circle printed at center allows meridians of longitude to be constructed for any latitude, creating custom-made chart for any geographic position
- 50-page pad

Dimensions: 12-7/8" x 14" (327 x 356 mm) | Wt: 1 lb (454 g)

VECTORMASTER

501V

- Circular slide rule solves time, speed and distance; fuel consumption, conversion, multiplication and division problems
- Face of Vectormaster permits rapid solution of problems involving vectors, such as those encountered in current sailing, determination of true wind direction and force and apparent wind to be expected on other headings
- Given position of a storm, and direction and speed of its advance, you may quickly determine the course which will put maximum distance between your vessel and oncoming storm
- Includes: instruction booklet

Dimensions: 7" square (178 mm) | Wt: 0.25 lb (114 g)

CHART CORRECTION TEMPLATE

9998

- Contains the Region A & B Maritime Buoyage symbols required for updating and correcting nautical charts
- Constructed of durable, flexible plastic
- NSN 7642014010068

Dimensions: 8-1/2" x 4" (215 x 101 mm) | Wt: 0.05 lb (23 g)

COURSE & LEG IDENTIFIER

113

- For expanding square pattern and sector pattern searches
- Also known as Search Pattern Slide Rule or Coast Guard Plotter, this tool is a "must have" for active duty US Coast Guard, Auxiliarists or anyone required to run a search pattern
- Quickly calculates heading and run time for each leg of either an expanding square pattern or sector pattern search, allowing more time to focus on search
- NSN 6605015522931

Dimensions: 6" x 9" (152 x 229 mm) | Wt: 0.19 lb (86 g)

VECTA-ROSE (6-PACK)

512V-6

VECTA-ROSE (12-PACK)

512V-12

- Pressure sensitive compass rose can be applied directly to charts when printed rose is not in a convenient location
- Can be oriented to either true or magnetic north for handy reference

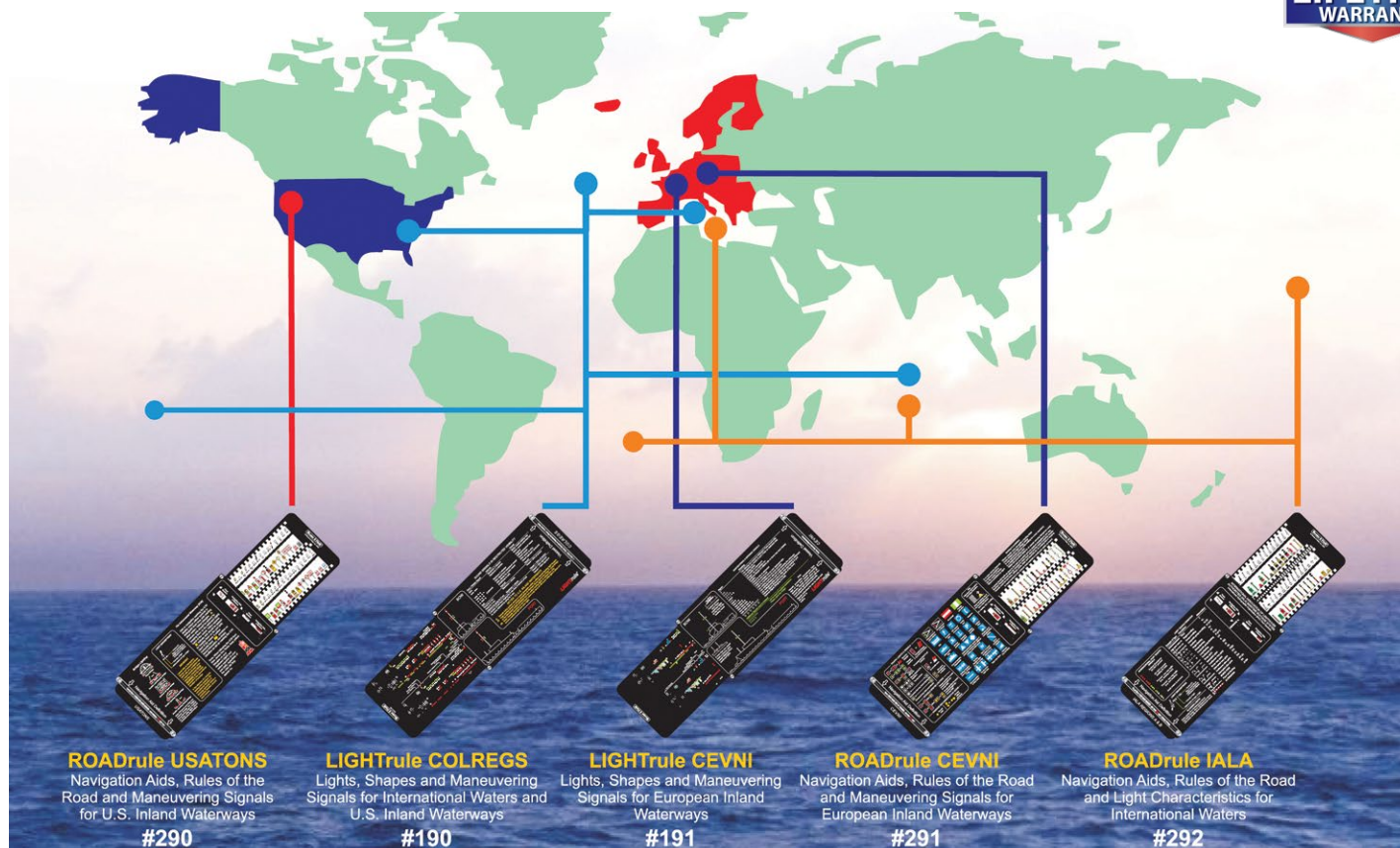
Dimensions: 4-1/2" square (114 mm) | Wt: 0.05 lb (23 g)

NAUTICAL SLIDE RULE


105

- Immediate solution to all speed-time-distance problems
- Equally applicable for nautical or statute miles
- Speed in knots or m.p.h., time in hours, minutes or seconds; distance in nautical or statute miles (or yards if desired, and if speed is in knots)
- Easy to read and accurate
- Standard issue in US Navy


Dimensions: 7-3/8" square (187 mm) | Wt: 0.1 lb (46 g)



WEEMSRules are quick reference tools that identify either actual views of maritime buoyage systems with corresponding chart symbols or vessel light configurations at night. WEEMSRules are available in five unique versions which cover all the vessel lights and rules of the road in the world. To determine which WEEMSRules to use, refer to the world map (shown above).



LIGHTRule™



LIGHTRule™ COLREGS

190

- Identifies all COLREGS
- Displays 60 light configurations
- Displays 15 day shapes
- Actual view of vessels for port, starboard, bow and stern lights
- Visual guides for horn signals
- Magnifying lens for clear readability of definitions
- Durable plastic construction
- NSN 6605015569420

Dimensions: 16" x 5-1/4" (407 x 133 mm) | Wt: 0.4 lb (182 g)

LIGHTRule™ CEVNI

191

- Identifies lights and shapes as prescribed by the European Code for Inland Waterways
- Displays over 50 light configurations
- Displays 18 maneuvering and warning signals
- Actual view of vessels for port, starboard, bow and stern lights
- Visual guides for horn signals
- Magnifying lens for clear readability of definitions
- Durable plastic construction

Dimensions: 16" x 5-1/4" (407 x 133 mm) | Wt: 0.4 lb (182 g)

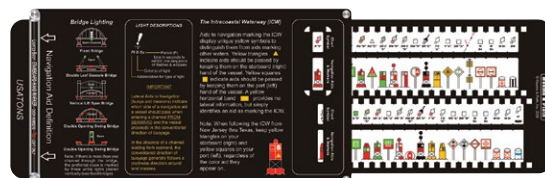
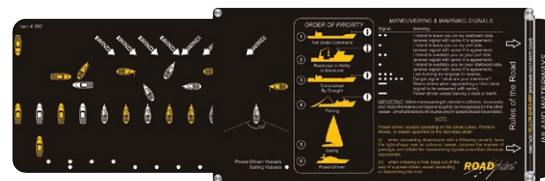
ROADrule®

ROADrule® USATONS

290

- Identifies the most common US aids to navigation
- Displays 38 navigation aid definitions
- Displays 12 Rules of the Road
- Identifies bridge lighting and Intracoastal Waterway aids
- Magnifying lens for clear readability of definitions
- Durable plastic construction

Dimensions: 16" x 5-1/4" (407 x 133 mm) | Wt: 0.4 lb (182 g)




ROADrule® CEVNI

291

- Identifies navigation aids and markers as prescribed by the European Code for Inland Waterways
- Displays 38 navigation aid definitions
- Displays 12 Rules of the Road
- Magnifying lens for clear readability of definitions
- Durable plastic construction

Dimensions: 16" x 5-1/4" (407 x 133 mm) | Wt: 0.4 lb (182 g)

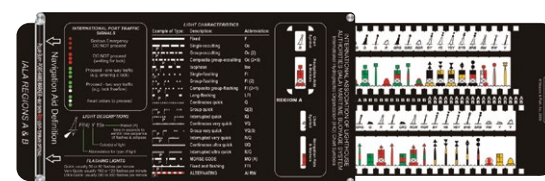
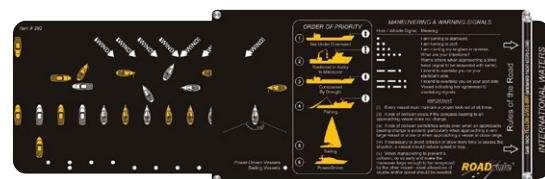


ROADrule® IALA

292

- Identifies International Association of Lighthouse Authorities Maritime Buoyage System for Regions A & B, including all types of fixed and floating marks
- Displays 20 light characteristics
- Displays maneuvering and warning signals
- Displays 40 Navigation Aid Definitions
- Displays 12 Rules of the Road
- Magnifying lens for clear readability of definitions
- Durable plastic construction

Dimensions: 16" x 5-1/4" (407 x 133 mm) | Wt: 0.4 lb (182 g)



BINOCULARS



Good quality marine binoculars are a critical navigation tool that no boat should be without. It's important to select the correct binocular for the type of boating you do. As part of our commitment to supplying top quality products for safe boating, we provide a range of binoculars at different price points that offer exceptional value.

The key factors to consider when selecting marine binoculars are the quality of optics, water/internal fog resistant construction and comfort in your hands. The following chart provides an at-a-glance comparison of the important features of the Weems & Plath® All-Weather Binoculars. You can find more information on our binoculars and definitions of binocular terms on our blog at www.weemsandplathblog.wordpress.com.

Item	Eye Relief	Exit Pupil	Purge Gas	Field at 1000 yds	Focus	Lens Coating	Compass	Reticle	Prism	Weight (oz)	Construction
Weems PRO 7x50 BN50	23mm	7.14mm	Ar	430'	IND	FMC	No	No	PORRO/BAK-4	51	Magnesium alloy body
Weems CLASSIC 7x50 BN40	20mm	7.1mm	Ar	413'	IND	FMC	No	No	PORRO/BAK-4	40.5	Magnesium alloy body
Weems EXPLORER 7x50 BN20C	23mm	7.1mm	Ar	396'	IND	FMC	Yes	Yes	PORRO/BAK-4	29.25	Polycarbonate
Weems SPORT 7x50 BN10	24mm	7.1mm	Ar	367'	CTR	FMC	No	No	PORRO/BAK-4	33.5	Aluminum alloy

All Weems & Plath binoculars are waterproof. All binoculars include soft case, lens covers and neck strap.
 *FMC = Fully Multi-Coated **Ar = Argon ***IND = Individual Lens Focus ****CTR = Center Focus

ACCESSORIES:

BN400 REPLACEMENT LANYARD

50350 SOFT CASE FOR WEEMS & PLATH® BINOCULARS


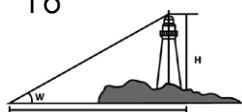
Distance solution using reticle:

Formula using binocular reticle & Vectormaster (501v)

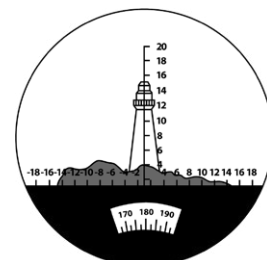
$$\frac{1000 \times \text{Object of Known Height (m)}}{\text{Reticle Scale Reading}} = \text{Distance in Meters (look above 10)}$$

Example: Charted 20m high lighthouse

$$\frac{1000 \times 20 \text{ (m)}}{16} = 1250\text{m}$$



The reticle reads 16 when viewing the lighthouse (as shown below):



Distance = $1000 \times 20 / 16 = 1250\text{m}$
or One and a quarter kilometres

BN50



WEEMS PRO 7X50

The Weems PRO binoculars are loaded with features for discriminating professional sailors and mariners. Built to exceed military specifications for superior optical performance and durability, they show their true worth by providing high resolution and brightness at dusk and dawn. Featuring "flat field" lenses that result in excellent edge-to-edge sharpness and optimal eye relief, these exceptional binoculars provide superb image quality even when wearing glasses. Built-in shock and water resistance and a tough, rubber-armored, non-slip exterior make the Weems PRO binoculars the ideal companion when the going gets rough.

- Rubber-armored and fold-down eye cups
- Includes: soft black case, padded neck strap and lens covers

Dimensions: 7.8" x 8.5" x 2.8" (198 x 215 x 72 mm) | Wt: 4 lb (1.8 kg)

BN50

BN40



WEEMS CLASSIC 7X50

The Weems CLASSIC binoculars are built to the same military specifications as our PRO binoculars and have the same low light capabilities and resolution but with classic optical design that is lighter and slightly smaller. These seaworthy companions are found on military and commercial ships and pleasure boats alike.

- Rubber-armored and fold-down eye cups
- Includes: soft black case, padded neck strap and lens covers

Dimensions: 7.6" x 8" x 2.6" (192 x 202 x 66 mm) | Wt: 3 lb (1.4 kg)

BN40

BN20C



WEEMS EXPLORER 7X50

An excellent value and popular choice for all, these EXPLORER binoculars float, are waterproof and have the added feature of an illuminated compass and range finder reticle. The ability to take accurate compass readings on the water makes these lightweight binoculars perfectly suited for safe navigation while racing or coastal cruising.

- Illuminated compass and range finder reticle
- Rubber-armored and fold-down eye cups
- Includes: soft black case, padded neck strap and lens covers

Dimensions: 5.9" x 7.9" x 2.7" (150 x 200 x 68 mm) | Wt: 2.4 lb (1.1 kg)

BN20C

BN10



WEEMS SPORT 7X50

Lightweight and easy to focus on objects near and far, our center focus SPORT binoculars live up to their name as the perfect mate for boating, sporting events, bird watching and sightseeing.

- Center focus
- Rubber armored and fold-down eye cups
- Includes: soft black case, padded neck strap and lens covers

Dimensions: 7" x 7.8" x 2.5" (180 x 198 x 64 mm) | Wt: 2.7 lb (1.2 kg)

BN10

"Precision out of passion" is the motto of C.Plath, the renowned German manufacturer of magnetic compasses for over 150 years. C.Plath Hamburg has set an industry standard of excellence for compasses that are unsurpassed in accuracy, reliability and durability in extreme physical conditions that include rough seas and punishing climates.

Built to function reliably in environments where strong vibrations, saltwater, heat, humidity and cold are the norm, these exceptional compasses are found on any boat where safety and performance are the top priority. Weems & Plath® is the sole distributor of these C.Plath compasses in North America.

C.PLATH VENUS® COMPASS SERIES

5.75" (150 MM) APPARENT CARD DIAMETER

For use on large motor and sailing yachts

- 6 lubber lines: 5 yellow lubber lines and 1 curved main lubber line
- 1 shadow pin for relative bearing
- Choice of 1° or 5° compass card for all magnetic zones (North & South hemispheres)
- Extremely durable due to aligned gimbal system
- Corrosion resistant aluminum, anodized, power-coated case
- Strong glass dome – blocks UV rays
- Two Year Warranty on Compass
- Lifetime Warranty on Dome
- Certified by GL (Notified Body 0098) according to the requirement 96/98/EC in accordance with module B and D (Wheelmark)

Technical Data:

- 12V or 24V lighting, red, glare free
- Compass Weight: 6.8 lbs (3.1 kg)
- Deviation Error: $\leq 1^\circ$
- Friction Error: $\leq 1^\circ$
- Lag Error: $\leq 2^\circ$
- Oscillation Period: ≥ 4.7 seconds
- Temperature Range: -22°F to 140°F (-30°C to 60°C)
- Cut-Out Diameter: $\varnothing 6"$ (152 mm)
- Pitch Diameter of Flange: 6.5" (164 mm)
- Installation Depth: 4" (100 mm)
- Height with Binnacle: 7.7" (195 mm)
- Binnacle Diameter: 6.7" (170 mm)
- Weight of Binnacle: 2.6 lb (1.2 kg)



VENUS

15 cm
5.75"

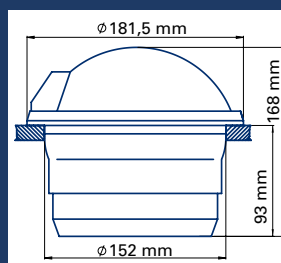


Venus H [type: 2795]

Compass for flush mounting in cockpit floor, helm station, deck, or steering pedestal.



Venus H [type: 2795]



Accessories:
(for Venus H)

73 467
compensation
capsule

Hood

73 310 (white)

Venus Binnacle

73 460 (black)
73 464 (white)

Binnacle
(for flush mounting on helm station
or steering pedestal)

Tamaya marine sextants literally circumnavigate the globe. From the Cape of Good Hope to Cape Cod, these Japanese-made sextants are used confidently by ocean-going navigators. Tamaya strives for precision and guarantees their quality because when you're miles out to sea, your safety may depend on their craftsmanship.



TAMAYA SPICA SEXTANT

MS 733

- Proven quality through many years of use by ocean-going navigators

ACCURACY: Less than 10" of arc for -5° to 125°

ARC: Reads from -5° to 125°
White engravings on black-finished bronze
Radius: 6.4" (162 mm)

MICROMETER DRUM: White engravings on a black plastic drum, held securely to tangent screw with two locking devices. 1' scale vernier reads to 0'.2

- SHADES: (included)**
1. 4 for index mirror
 2. 3 for horizon mirror
 3. 1 special shade glass and 1 polaroid glass for eyepiece

Dimensions: 13-1/4" x 13-1/4" x 6-1/2" (336 x 336 x 165 mm) | Wt: 4 lb (1.8 kg)



TAMAYA JUPITER SEXTANT

MS 833

- Tamaya's full sized "best value" sextant shares many features of more expensive sextants

ACCURACY: Less than 18" of arc for -5° to 90°

ARC: Reads from -5° to 125°
Black-finished aluminum plate on bronze
Radius: 6.4" (162 mm)

MICROMETER DRUM: White engravings on a black plastic drum with aluminum knob, held securely to tangent screw with special locking device. 1' scale vernier reads to 0'.2

- SHADES: (included)**
1. 4 for index mirror
 2. 3 for horizon mirror

Dimensions: 13-1/4" x 13-1/4" x 6-1/2" (336 x 336 x 165 mm) | Wt: 3.75 lb (1.7 kg)

FRAME: Lightweight aluminum alloy with corrosion resistant black finish, bronze arc

INDEX MIRROR: Rectangular, 2.2" x 1.6" (57 x 42 mm), aluminized on the rear side

HORIZON MIRROR: Circular, 57 mm diameter. The right half aluminized on the rear side

ILLUMINATOR: LED illumination of both arc and drum

CARRYING CASE: Molded plastic with two slide locks, can be stored in fitted case with either scope mounted

STANDARD ACCESSORY: Adjusting wrench



ENBR72

Interchangeable Telescopes For All Tamaya Sextants (sold separately):

4x40 mm Scope: angle of view 7°, relative brightness 100, fully coated	330
7x35 mm Monocular Scope: angle of view 6.5°, relative brightness 25, fully coated	331
3.5x40 mm Scope for Tamaya Sextants	70 005
7x35 mm Weems Scope, fits Tamaya, Astra IIIB & C.Plath Sextants	509



330



331



70 005



509

ENBR72

FOR CUSTOM SEXTANT DISPLAY STAND, PLEASE CALL FOR MORE INFORMATION 800.638.0428.

TAMAYA NAVIGATION CALCULATOR

NC-2200



- Six built-in programs with simple prompts
- Course and distance computation
- Dead reckoning computation
- Great circle computation
- ETA computation
- LOP computation
- Meridian passage computation
- Convenient conversions for HMS to HHH
- Long-term nautical almanac for the Sun, Moon, Venus, Mars, Jupiter, Saturn, and 63 stars. Built-in almanac is usable until 2100, with accuracy better than 0.2'.
- Twilight Time mode computes time of rise or set, age and azimuth for the Moon
- Prediction/Identification mode computes azimuth and altitude for all celestial bodies and displays any usable bodies above the horizon
- High resolution 240x320 touch screen
- Includes: AAA batteries for setup & test (Replace with Lithium or rechargeable batteries for use)
- NSN 6605015711851

Dimensions: 2-3/4" x 4-1/2" x 1/2" (72 x 125 x 14 mm) | Wt: 0.37 lb (165 g)



NC-2200

STAR FINDER 2102-D

150

- Graphically portrays altitude and azimuth of fifty-seven numbered stars in air and nautical almanacs
- Additional celestial bodies may be plotted on star base
- Special diagrams permit rapid check of hour angle and also provide means of finding altitude and azimuth of unplotted bodies, or identification of unplotted bodies from known altitude and azimuth
- NSN 6605001296526

Dimensions: 8-1/2" dia (216 mm) | Wt: 1 lb (454 g)

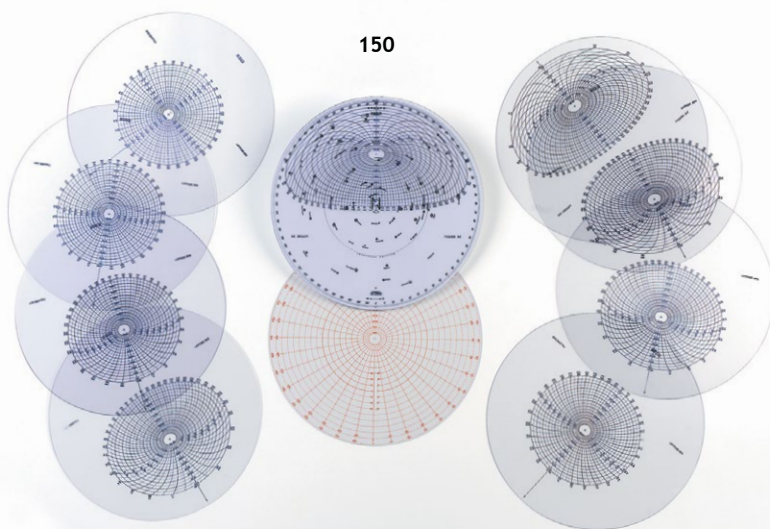
THE STAR FINDER BOOK

152


by David Burch

- Complete guide to the many uses of 2102-D Star Finder
- Also aids navigator with star and planet identification and height and bearing predictions

Dimensions: 8-1/2" x 11" (216 x 280 mm) | Wt: 0.63 lb (286 g)



150




152

Star Finder 2102-D & Book Kit

150-152

- Better value when purchased together





THE WRITTEN WORD

Our books and charts are the perfect companion pieces for Weems & Plath® navigation instruments. Beginner boaters and professional mariners alike use the publications we offer to quickly refer to vital information, document vessel data, and record passage notes.

The corresponding writing accessories and navigation aids ensure that each of these tasks can be carried out with ease and comfort. Many of these accessories are also designed to be as handsome as they are useful.

Proudly display them both as elegant décor, and for easy access - you will no doubt find yourself reaching for them time and time again.



LOG BOOKS & COVERS

- Each of our log books contains over 80 pages for recording critical information, plus handy reference pages covering various useful topics vital to the vessel owner
- Attractive, embossed cover made of heavy, flexible waterproof and weather resistant material
- Spiral bindings allow pages to open flat for ease in recording information
- All logs designed to fit inside our Teak & Elegant Log Covers. The log covers can be personalized with engraved or printed brass plates

Dimensions: 11-1/2" x 8-5/8" (292 x 219 mm) | Wt: 0.94 lb (426 g)



THE MAINTENANCE LOG™ 804

- Includes: ample space to list vessel specifications, spare part numbers, repairs and maintenance, as well as space for reference drawings
- Also includes: quick reference pages on safety, weather, BIA certification requirements and more
- ISBN 1 878797 10 7

THE SHIP'S LOG™ 797

- Flexible, diary-type format consisting of lined pages for recording ship's data and activities
- Includes: guest register, vessel specifications and serial number list pages, as well as quick reference pages on topics including rules of the road, weather reference, radio procedures and more
- ISBN 1 878797 08 5

THE CRUISING LOG™ 798

- Provides space for recording excursion data and vital vessel information
- Includes: guest register and quick reference pages on such topics as: rules of the road, radio procedures, distress signals and weather reference
- ISBN 1 878797 06 9

ELEGANT LOG COVER 301

- Handsome navy blue faux-leather alternative to Teak Log Cover
- Fits all Weems & Plath® log books (sold separately)
- Reversible brass plate slides into cover pocket. One side is engraved with the words "Ship's Log", the other side is blank, suitable for personalized engraving
- Features brass corners & faux-leather pen loop (pen included)

Dimensions: 12-3/8" x 10" (314 x 254 mm) | Wt: 1.25 lb (567 g)

Please inquire about our engraving & printing customization service.



TEAK LOG COVERS:

TEAK LOG COVER, BLANK PLATE	297
TEAK LOG COVER, MARLIN	298
TEAK LOG COVER, SAILBOAT	299
TEAK LOG COVER, POWERBOAT	300
BLANK BRASS PLATE (NO COVER) (Not shown)	400BP

- Attractive, handmade teak wood with high gloss lacquer finish
- All covers feature solid brass engraveable plate
- Marlin, Sailboat and Powerboat plates have ample room for personalized engraving or printing
- Fits all Weems & Plath® Log Books (sold separately)

Dimensions: 13" x 10" (330 x 254 mm) | Wt: 2.87 lb (1.3 kg)



WRITING AIDS



515



CRYSTAL MAGNIFIER WITH COMPASS ROSE

515

- Optical-grade glass magnifier
- 4x magnification
- Compass rose inscribed on the bottom
- Scratch resistant

Dimensions: 1-5/8" x 3" dia (41.2 x 76.2 mm) | Wt: 0.8 lb (360 g)



615



GRANDE VIEW MAGNIFIER WITH COMPASS ROSE

615

- This 'bright field' optical design collects light and directs it to the surface
- 6x magnification
- Compass rose inscribed on the bottom
- Made of flawless acrylic

Dimensions: 2-1/2" x 4" dia (63.5 x 101.6 mm) | Wt: 0.9 lb (408 g)



1141

NAVIGATOR'S PENCIL SET

1141

- 0.7 mm lead (HB or No. 2 hardness) is a special blend of polymers that provides extra blackness and smoothness when writing or drawing
- Super fine eraser won't mar charts when making corrections
- Eraser adjusts out as it wears down, similar to the way lead adjusts on writing tip
- Includes: one 12-pack of lead, two spare erasers

Dimensions: Length: 5-1/2" (140 mm) | Wt: 0.05 lb (23 g)

ACCESSORIES:

1142 LEAD REFILLS (12-PACK)

1143 ERASER REFILLS (4-PACK)



1121

LIGHT PEN

1121

- Green LED built into tip
- High quality medium ball point, black ink
- Twist top to activate light
- Use cap's clip to attach to chart as a small light
- Runs for hours using two LR44 1.5 volt batteries located in top

Dimensions: Length: 5-1/2" (140 mm) | Wt: 0.44 lb (200 g)

ACCESSORIES:

1122 REFILL FOR LIGHT PEN



92323

SHARPENING PAD

92323

- Handy addition to any navigation kit for keeping proper point on pencils and compass leads

Dimensions: 6-3/4" x 1-1/8" (172 x 29 mm) | Wt: 0.05 lb (23 g)



1280-6

WEEMS & PLATH® PENCILS

1280-6

- Six #2 pencils, black with gold Weems & Plath® logo and eraser
- Includes: pencil sharpener

Dimensions: Length: 7-1/4" (184 mm) | Wt: 0.08 lb (37 g)

HAND BEARING COMPASS

"Hockey Puck"

2005

- To take bearing of a point, compass is held near eye and read down line of sight. Stable bearing appears in prism in perfect focus day or night
- For quick reference, a heading can be determined by looking straight down at compass and reading degree shown with magnifying lens
- Contrasting black and red numbers on compass card make it quick, clear and easy to read
- Compass features liquid-dampened card
- Accurate to within 1°
- Improved photoluminescent night lighting that quickly charges by placing compass momentarily under bright light. No batteries required.
- Colorful, sturdy rubber housing protects compass
- Includes: integral lanyard which serves as convenient neck or wrist strap and directions for use

Dimensions: 1-1/4" x 3-1/4" dia (30 x 81 mm) | Wt: 0.29 lb (132 g)

ALSO AVAILABLE: SOUTHERN HEMISPHERE VERSION

2005-S



**LIFETIME
WARRANTY**

2005

BOOKS & CHARTS

TELESCOPING CHART CASE

80

- Tubular-shaped fully enclosed case
- Reinforced rib design provides strength
- Twist-lock telescoping feature easily adjusts to accommodate chart lengths from 24" to 47"
- 3" diameter offers ample storage space
- Adjustable shoulder strap and threaded cap for security

Dimensions: Expands from 24" to 47" (610 mm x 1,194 mm) | Wt: 1 lb (454 g)

**Images shown are not to scale.*



CHART LIGHT

31200



- Concentrates light exactly where needed
- Red slide-on lens for night vision (included)
- High intensity tungsten halogen bulb - 5 times brighter than conventional filament bulb
- Convenient dimming control built into base
- Permanent or "Quick-Disconnect" mounting method
- 12" flexible gooseneck for versatility
- 12V DC operation
- 0.38 amp consumption maximum
- NSN 6230015625498

Dimensions: 3" x 1-1/8" (76 x 27 mm) | Wt: 1 lb (454 g)

ACCESSORIES:

31211 ADDITIONAL SNAP MOUNTS

31215 REPLACEMENT HALOGEN BULB

31216 REPLACEMENT RED LENS

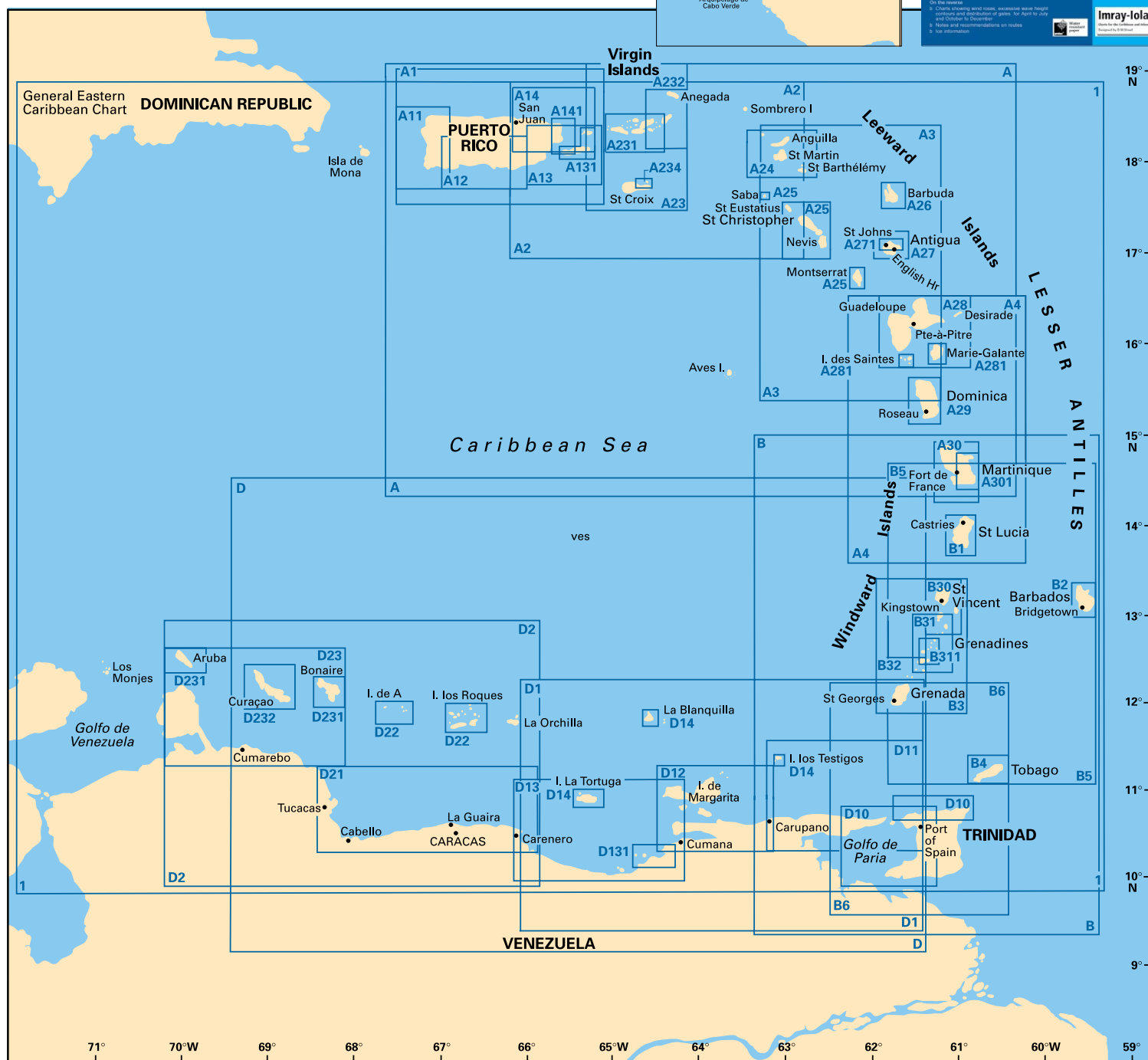
31217 OPTIONAL AC POWER TRANSFORMER + GAD CABLE



Imray-lolaire charts are printed in color and published in two standard sizes, 25" x 35-1/2" (635 x 901 mm) and 25" x 17-3/4" (635 x 450 mm). Using official surveys and notes based on local knowledge, these charts include information on passages and anchorages, as well as details of facilities for voyagers. Each chart has large scale inserts of the various important harbors and anchorages.

- Treated water-resistant paper
- Folded for efficient storage
- Plastic sleeve provided

[See all map selections on opposite page.]



NORTH ATLANTIC PASSAGE CHART

NA100 North Atlantic Ocean Passage Chart 1:762,000
(shown on opposite page)

#1 Eastern Caribbean General Chart 1:1,824,000 (A,B,D series charts)
Plans: Monjes del Sur

A Lesser Antilles - Puerto Rico to Martinique Passage Chart 1:930,000

PUERTO RICO

A1 Puerto Rico Passage Chart 1:285,000

Plans: San Juan, Bahia de Ponce, Puerto Arecibo, Bahia de Mayaguez

A11 Bahia de Guanica to Punta Borinquen 1:116,700

Plans: Bahia de Mayaguez, Puerto Real, Bahia de Boqueron, Approaches to La Parguera

A12 Punta Figuras to Bahia de Guanica 1:116,700

Plans: Arroyo, Bahia de Ponce, Bahia de Jobos, Bahia de Guanica, Bahia de Guayanilla, Isla Caja de Muertos, Punta Petrona

A13 Cabo San Juan to Culebra I & Punta Figuras 1:116,700

Plans: Pasaje Medio Munda, Ensenada Honda, Palmas del Mar, Puerto Arroyo, Puerto Patillas

A131 Isla de Culebra 1:33,500 **Isla de Vieques** 1:44,500

Plans: Esperanza, Ensenada Honda

A14 San Juan to Isla de Vieques & Isla de Culebra 1:116,700

Plans: Cayo Lobos, Marina Puerto Chico, Las Groabas, Isleta Marina, Isla Palominos, Bahia de San Juan, Puerto del Rey Marina

A141 Cabo San Juan to Ensenada Honda & Isla de Vieques 1:40,000

VIRGIN ISLANDS

A2 Puerto Rico to St. Christopher Passage Chart 1:416,000

Plan: Sombrero I

A23 Virgin Islands 1:280,600 **St. Croix** 1:101,400

Plans: Christiansted, Port Alucroix & Limetree Bay, Frederiksted, Green Cay Marina

A231 Virgin Islands - St. Thomas to Virgin Gorda 1:88,300

Plans: Charlotte Amalie, Virgin Gorda Yacht Harbour, Roadtown Harbour, Sea Cow Bay & Nanny Cay Marina, Cruz Bay

A232 Virgin Islands - Tortola to Anegada 1:87,550

Plans: Gorda Sound, South Sound, Roadtown Harbour & Approaches, Virgin Gorda Yacht Harbour

A233 Virgin Islands A231 & A232 printed on a double-sided sheet

A234 Northeast Coast of St. Croix 1:27,700

Plans: Salt River Bay, Christiansted Harbour, Green Cay Marina

LEEWARD ISLANDS

A24 Anguilla, St. Martin & St. Barthélemy 1:100,000

Plans: Road Bay, Oyster Pond, Gustavia, Prickly Pear Cays, Crocus Bay, Shoal Bay & Island Harbour, Groot Baai, Simsonbaai, Anse de Marigot

A25 St. Eustatius, St. Christopher, Montserrat & Nevis 1:103,600

Plans: Saba I., (30,500) Montserrat I., (104,000) Fort Baai (Saba), Basseterre Bay (St. Kitts), The Narrows, Plymouth (Montserrat), Oranjobaai (St. Eustatius)

A26 Barbuda - Southwest Coast 1:35,600

Plans: Gravenor Bay

A27 Antigua 1:57,600

Plans: Nonsuch Bay, Mamora Bay, Falmouth, English Harbours

A271 North Coast of Antigua 1:29,600

A28 Guadeloupe 1:141,000

Plans: Pointe-à-Pitre, Anse Deshaies, Gozier, Port Louis, St. François and Marina de la Gde Saline, Marine de Riviere Sens, Iles de la Petite Terre

A281 Guadeloupe - Les Saintes 1:20,150 **Marie Galante** 1:67,500

Plans: St. Anne & Anse Accul, Le Moule, Petit Havre Sainte Marie, N approaches to Pointe-à-Pitre, Grande Anse (Desirade) Grand-Bourg

A29 Dominica 1:73,000

Plans: Prince Rupert Bay, Roseau Roads, Woodbridge Bay

A3 Anguilla to Dominica Passage Chart 1:397,000

WINDWARD ISLANDS

A30 Martinique 1:92,000

Plans: Pointe du Bout, Rade de St. Pierre, Cul-de-Sac Marin, Havre du Robert, Rade de Fort de France, Havre de la Trinité, Mouillage du François

A301 Pointe du Diamant to Havre de la Trinité 1:60,000

Plans: Pointe du Diamant to Havre de la Trinité

A4 Guadeloupe to St. Lucia Passage Chart 1:388,000

B Lesser Antilles - Martinique to Trinidad Passage Chart 1:745,000

B1 St. Lucia 1:72,000

Plans: Port Castries, Grand Cul de Sac Bay, Marigot Harbour, Rodney Bay & Yacht Harbour, Laborie Bay, Vieux Fort Bay, Point Sable Bay

B2 Barbados 1:56,900

Plans: Bridgetown, Speightstown

B3 The Grenadines - St. Vincent to Grenada 1:162,000

B30 St. Vincent to Mustique 1:73,000

Plans: Kingstown Bay, Calliaqua Bay & Blue Lagoon, Admiralty Bay, W Coast of Mustique, Baliceaux & Battowia, Friendship Bay, Chateaubelair Bay

B31 Bequia to Carriacou 1:91,200

Plans: Hillsborough Bay, Clifton Harbour, Charlestown Bay, Tobago Cays

B311 Middle Grenadines - Canouan to Carriacou 1:25,000

B32 Carriacou to Grenada 1:91,000

Plans: St. George's Harbour (Grenada), Tyrell Bay (Carriacou), NE Pt of Grenada, Grenville Harbour (Grenada), SW coast of Grenada

B4 Tobago 1:63,600

Plans: King's Bay, Scarborough, Man of War Bay, Tyrell's Bay, Plymouth

B5 Tobago and Barbados Passage Chart 1:510,700

B6 Grenada to Tobago and Trinidad 1:378,000

Plans: Chaguaramus Bay

VENEZUELA

D Venezuela - Gulf of Paria to Curaçao Passage Chart 1:1,021,000

D1 Port of Spain to Cabo Codera Passage Chart 1:583,700

Plans: Port of Spain, Carenero

D10 North Coast of Trinidad and Golfo de Paria 1:145,000

Plans: Golfo de Paria, Guiria, Ensenada Patao, Ensenada Cariaquita, Macqueripe Bay, Maracas Bay, La Vache Bay, Las Cuevas Bay, Chupara Bay, Grande Riviere Bay, Toco Bay, Matelot Bay, Point Fortin, San Souci Bay, Pointe a Pierre, Brighton

D11 Trinidad to Carupano 1:240,700

Plans: Guira, Port of Spain, Carupano, Ensenada Cariaquita, Ensenada Yacua, Ensenada Pargo, Ensenada Mejillones, Playa Cacao, Ensenadas Patao & Uquirito, Macuro, Ensenada Uquire, Bahias Puerto Santos, Carupano

D12 Carupano to Cumana and Isla de Margarita 1:173,000

Plans: Pampatar, Bahia de Mangle, Bahia Escondida, Punta de Piedras, Porlamar, Cumana, Laguna Grande del Obispo, El Saco (Isla Coche)

D13 Isla de Margarita to Carenero 1:255,300

Plans: Carenero, Islas Piritu, Cumana

D131 Puerto Mochima to Bahia de Barcelona 1:63,900

Plans: Americo Vespucio Marina & El Morro, Marina Club Nautico El Morro, Puerto la Cruz Marina, Bahias Bergantin, Guanta & Pertigalete, Puerto Mochima

D14 Islas los Testigos 1:30,000 **Isla la Tortuga** 1:60,000

Plans: Laguna el Carenero, La Blanquilla

D2 Cabo Cadera to Cabo San Roman Passage Chart 1:583,700

Plans: Puerto Carenero, Puerto Cabello

D21 Carenero to Punta San Juan 1:244,400

Plans: Puerto la Cruz, Puerto Cabello, Puerto Chichiriviche & Parque National Morrocoy, Bahia San Juan, Ensa de Corsarios, Higuerote, Puerto Carenero, Puerto Calera, Puerto la Guaira, Puerto Azul, Caraballeda YC, Marina Mar

D22 Isla los Roques 1:89,700

Plans: Puerto el Roque, Eastern end of Carenero, Cayo de Agua Isla de Aves,

Lighthouse Islands, Long Island, Round Island, Eastern End of Barlovento

D23 Punta Aguide to Cabo San Roman & the A, B, C Islands 1:255,400

Plans: Puerto Cumarebo, Oranjestad

D231 Bonaire & Aruba 1:75,300

Plans: Lac Baai, Kralendijk, Oranjestad

D232 Curaçao 1:75,300

Plans: Willemstad & Schottegat, Piscaderabaai, Santa Marta Baai, Spaanse Water

NORTH ATLANTIC (E Series Charts)

E1 Arquipelago dos Azores 1:759,000

Plans: Porto das Velas, Ponta Delgada, Praia da Vitoria, Vila do Porto, Vila da Praia, Sant Cruz, Horta

E3 Islas Canarias 1:598,000

Plans: Pto de la Luz, Pto de los Marmoles & Pto de Naos, Pto de San Sebastian, Pto de Santa Cruz, Darsena Pesquera (S Cruz de Tenerife), Morro Jable, Pto de la Estaca

E3 Arquipelago da Madeira 1:170,000

Plans: Pto Santo, Pto do Funchal

E4 Arquipelago de Cabo Verde 1:510,000

Plans: Pto da Furna, Pto Grande, Pto de Sal-Rei, Pto Novo, Pto da Praia, Cavaleiras, Pto Velho, Baia da Palmeira

E5 Bermuda 1:60,000

Plans: Hamilton, St. George's Harbour, Dockyard Marina

REFERENCE BOOKS


THE 12 VOLT DOCTOR'S PRACTICAL HANDBOOK

by Edgar J. Beyn

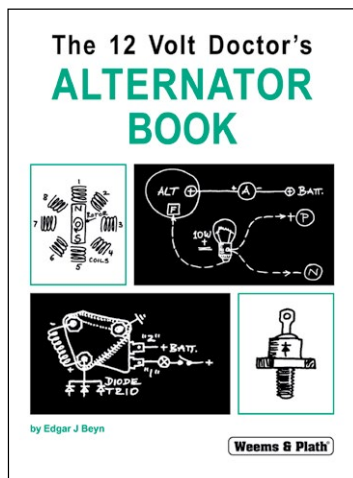
- Provides a clear and useful guide for electrical system troubleshooting
- Covers such subjects as: lightning protection, engine instruments and alarms
- Chapter on Electrolytic Corrosion is the most definitive text available on the subject
- Plentiful, simple illustrations make the book easy to use even if reader has no previous electrical experience
- With the "Doctor" you can: fix electrical problems on board before calling expensive outside technicians, learn and understand basic electricity, maintain your own 12 volt system, understand and use "zincs" effectively and isolate and repair hard to diagnose electrical problems
- ISBN 1 878797 13 1

Dimensions: 9" x 6.5" x 0.4" (228.6 x 165 x 10.2 mm) | Wt: 0.7 lb (317.5 g)

15010



15012



THE 12 VOLT DOCTOR'S ALTERNATOR BOOK

by Edgar J. Beyn

- Helps simplify the mysteries of the boat's alternator - the prime source of power on almost every boat
- User-friendly, comb-bound, lays flat when open for hands-free work
- Simple drawings and clear instructions help the reader identify alternators and understand how they work
- Covers topics such as: field connections, brushes, internal regulators, idiot light, tachometer connection, identification of terminals, testing procedures, emergency repairs, connecting regulators and basics of how to take the alternator apart
- ISBN 1 878797 02 6

Dimensions: 11" x 9" x 0.2" (279.4 x 228.6 x 5 mm) | Wt: 0.7 lb (317.5 g)

15012


THE 12 VOLT DOCTOR'S PROJECT BOOK

by Edgar J. Beyn


- Offers a variety of building projects with circuits that go beyond basic equipment
- Projects include: adding a third battery bank without another main switch, making an ammeter for high current, high and low voltage indicator lights, alarm systems, wind speed indicators and motion sensors
- All projects are related to 12 volt battery systems and direct current
- Previous experience with electrical and mechanical work is suggested
- ISBN 1 878797 01 8

Dimensions: 9" x 6" x 0.2" (229 x 152.4 x 10 mm) | Wt: 0.4 lb (181.4 g)

15014



25122



THE BAROMETER HANDBOOK

by David Burch

A good barometer is the key to good weather work, so this book:

- Explains how to evaluate a barometer and carry out a simple calibration using easy online resources
- Introduces users to the new breed of electronic devices that are in the process of revolutionizing how we use weather information at sea
- Reintroduces mariners to several classic aneroid instruments that are highly accurate and tested at sea
- Explains how to use accurate pressure in marine navigation with practical examples
- Includes monthly mean sea level pressures worldwide, including the standard deviations of each

Dimensions: 9.2" x 7.5" x 0.5" (234 x 191 x 12.7 mm) | Wt: 1 lb (453.6 g)

25122




SAFETY ON THE WATER

Throughout our nearly 100-year history, safety on the water has always been a defining principle of Weems & Plath's mission.

The knowledge that mariners around the world depend on our navigation instruments in all water and weather conditions has driven our ceaseless quest to deliver only the highest-caliber products.

With this in mind, we have also developed an accompanying line of safety items that combine cutting-edge technology with time-tested best-practice emergency procedures. Each of the innovative items in this section is rigorously tested for accuracy and reliability.

Keeping them on board will provide you with peace of mind knowing that your crew is protected by the legendary quality of a Weems & Plath product.



SAFETY

SAFETY

SOS DISTRESS LIGHT

Engineered by:
SIRIUS SIGNAL

WITH DAYTIME DISTRESS FLAG

C-1001

- The ONLY AWARD WINNING ELECTRONIC FLARE that meets U.S. Coast Guard requirements for night use (33 CFR 175.130)
 - **MEETS REQUIREMENTS FOR: All recreational vessels, Uninspected fishing vessels, Uninspected passenger vessels**
- Only ONE per boat, it NEVER EXPIRES
- Runs 4X LONGER than USCG requirements
- Visible up to 10 nautical miles (LED Power: 75 Candelas)
- Flashes SOS sequence in Morse Code
- Operates safely unattended on three Alkaline C-cell batteries (not included)
- Includes: Daytime Distress Flag (meets USCG requirements for daytime use)

Dimensions: 8-1/2" x 4-1/2" dia (216 x 114.3 mm) | Wt: 0.85 lb (0.38 g)



C-1001

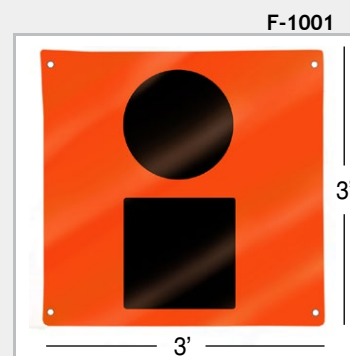


DAYTIME DISTRESS FLAG

F-1001

- Meets US Coast Guard requirements for daytime use (46 CFR 160.072)
- 4 brass grommet holes in corners
- Made of waterproof, plastic material
- Includes: four - 15" (381 mm) long white ties to mount flag

Dimensions: 36" squared (914.4 mm) | Wt: 0.25 lb (0.11 kg)



F-1001



S-1001



PERSONAL RESCUE STROBE

S-1001

- Rugged military grade construction (dive rated to 1,000 ft)
- 4x brighter than average compact strobes
- Best in class for compact strobes
- Operates on one AA battery (not included)
- Unique light cone extends flashing LED light beam
- USCG Approved #161.102/99

Dimensions: 5-3/4" x 1-1/4" dia (146 x 31.75 mm) | Wt: 0.15 lb (68 g)

**Lifevest shown is not included.*




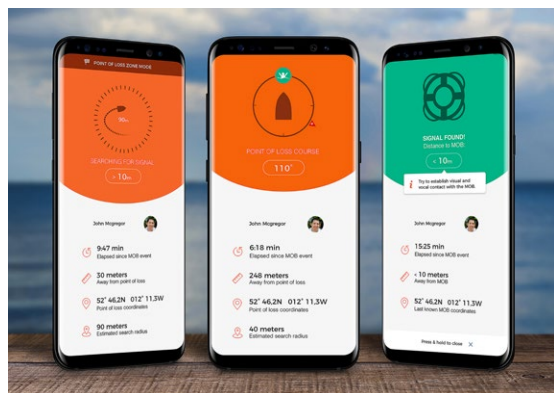
CREWWATCHER (SINGLE BEACON) CREWWATCHER (DOUBLE BEACON)



CREW1 CREW2

- App-based crew overboard system that is the fastest way to rescue a person who is overboard
- Watch crew, children, pets, dinghy, bilge
- No cell signal or Wifi required; operates using Bluetooth
- One smart device watches up to 5 crew members
- Automatic alarm activates with water immersion OR separation from vessel
- Virtual compass directs to the point of loss
- Faster and more affordable than AIS
- Free app for both iOS and Android devices

Dimensions: 3-1/4" x 1-1/4" dia (82.5 x 31.75 mm) | Wt: 0.10 lb (45.4 kg)



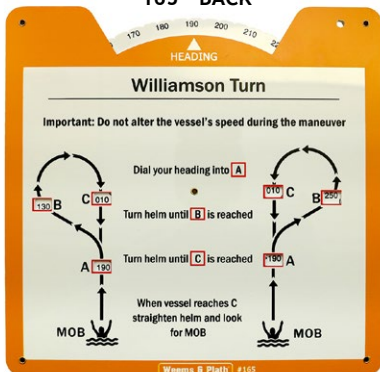
CREW2

SAFETY

165 - FRONT



165 - BACK



MAN OVERBOARD WHEEL

165

- Full color, durable plastic reference card with movable wheel
- One side directs initial actions and recovery when a person goes overboard
- Other side describes the five steps of the Williamson Turn maneuver (or "Button Hook Turn")
- Conveniently placed hole in card for adding lanyard

Dimensions: 7" square (177.8 mm) | Wt: 0.35 lb (158.8 g)

WEEMS STORM SAFETY WHISTLE

W-1001

- Loudest whistle on the market
- Unique, patented design allows it to be used when wet
- Orange plastic with key ring fastener

Dimensions: 3-3/16" x 7/8" dia (81 x 22.2 mm) | Wt: 0.05 lb (22.7 g)




W-1001

MARINE BELLS

We searched the world over to bring you the highest quality marine brass bells. These hand-crafted bells are guaranteed to please with their richness of sound and beautiful finish. A high copper content makes them stronger than most bells available on the market. They are cast brass, polished to a mirror finish and produce a rich resonant tone when struck.

MARINE BELL SIZES & FINISHES

- All bells include bulkhead wall mount slide & lock bracket
- Monkey fist lanyard included (white for Brass bells, navy blue for Chrome bells)
- Cast brass or chrome plated brass
- Made in Italy 
- For #6000: NSN 6350-01-551-5515



Dimensions:

6000	Brass Dia: 6" (152 mm) Wt: 2.65 lb (1.2 kg)
6000C	Chrome Dia: 6" (152 mm) Wt: 2.65 lb (1.2 kg)
7000	Brass Dia: 7" (178 mm) Wt: 4.3 lb (1.95 kg)
7000C	Chrome Dia: 7" (178 mm) Wt: 4.3 lb (1.95 kg)
8000	Brass Dia: 8.5" (216 mm) Wt: 7.28 lb (3.3 kg)
8000C	Chrome Dia: 8.5" (216 mm) Wt: 7.28 lb (3.3 kg)
12000	Brass Dia: 12" (305 mm) Wt: 18.74 lb (8.5 kg)
12000C	Chrome Dia: 12" (305 mm) Wt: 18.74 lb (8.5 kg)



8.5" & 12"
bells meet
US Coast Guard
requirements
& include
RINA Certification



See page 65 for Decorative Bells.

MARINE & DECORATIVE BELL ACCESSORIES

WALL MOUNT BRACKETS

4040WB	Brass	4" Decorative Bells	Length: 1-7/8" (48 mm)	Wt: 0.1 lb (0.04 kg)
4040NWB	Nickel	4" Decorative Bells	Length: 1-7/8" (48 mm)	Wt: 0.1 lb (0.04 kg)
5050WB	Brass	5" Decorative Bells	Length: 1-7/8" (48 mm)	Wt: 0.2 lb (0.09 kg)
5050NWB	Nickel	5" Decorative Bells	Length: 1-7/8" (48 mm)	Wt: 0.2 lb (0.09 kg)
2186W	Brass	6 & 7" Marine Bells	Length: 1-1/2" (38 mm)	Wt: 0.2 lb (0.09 kg)
2186CW	Chrome	6 & 7" Marine Bells	Length: 1-1/2" (38 mm)	Wt: 0.2 lb (0.09 kg)
2106W	Brass	8" Marine Bells	Length: 2" (51 mm)	Wt: 0.2 lb (0.09 kg)
2106CW	Chrome	8" Marine Bells	Length: 2" (51 mm)	Wt: 0.2 lb (0.09 kg)
1212WB	Brass	12" Marine Bells	Length: 3-3/16" (81 mm)	Wt: 0.5 lb (0.22 kg)
1212NWB	Chrome	12" Marine Bells	Length: 3-3/16" (81 mm)	Wt: 0.5 lb (0.22 kg)



For Older Style Marine Bells:

6060WB	Brass 6" Marine Bells	7070WB	Brass 7" Marine Bells	8585	Brass 8" Marine Bells
6060NWB	Nickel 6" Marine Bells	7070NWB	Nickel 7" Marine Bells	8585N	Nickel 8" Marine Bells

Weems & Plath® Wall Mount Brackets are specifically designed for Weems & Plath® Marine & Decorative Bells and may not fit bells made by other manufacturers.

BELL LANYARDS



45WHITE	White	4 & 5" Decorative Bells	Length: 4" (102 mm)	Wt: 0.05 lb (0.02 kg)
45NAVY	Navy	4 & 5" Decorative Bells	Length: 4" (102 mm)	Wt: 0.05 lb (0.02 kg)
78WHITE	White	6, 7 & 8" Marine Bells	Length: 7" (178 mm)	Wt: 0.15 lb (0.06 kg)
78NAVY	Navy	6, 7 & 8" Marine Bells	Length: 7" (178 mm)	Wt: 0.15 lb (0.06 kg)
12WHITE	White	12" Marine Bells	Length: 10" (254 mm)	Wt: 0.2 lb (0.08 kg)
12NAVY	Navy	12" Marine Bells	Length: 10" (254 mm)	Wt: 0.2 lb (0.08 kg)



NAVIGATION & CABIN LIGHTING

Weems & Plath's OGM Series of LED Navigation Lights feature classic designs to fit a variety of vessels, include a Constant Luminosity Controller™ to ensure life-long brightness, and are built to be among the most reliable and durable navigation lights on the market.

With unparalleled quality and value, these remarkable lights are made in the USA, are US Coast Guard (USCG) approved and come with a Limited LIFETIME Warranty.

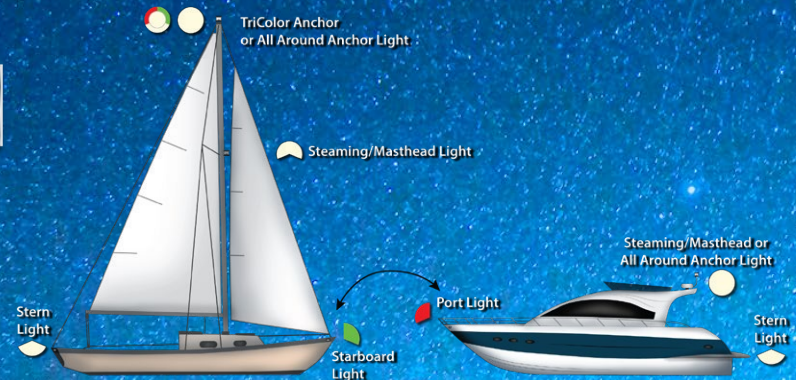
Accompanying our line of navigation lights is our line of traditional style brass cabin lamps. By sourcing products from several of the finest European nautical lighting manufacturers, in addition to our own unique designs, we are able to proudly offer a broad assortment of lamps that are as beautiful as they are dependable.



**Weems
& Plath®****OGM™****Series**


LX COLLECTION

The LX Collection lights were the first USCG approved LED Navigation Lights, setting the standard for all others to follow. Though we've upgraded key features over the last 14 years, many of the first-generation lights are still in use around the world by military, commercial and offshore boaters. LX Collection lights run on 9V-30V DC.



Q COLLECTION

The Q Collection is the next generation of LED Navigation lights. They incorporate the latest LED technology with a modern design that adds style to rugged aluminum construction. The lights are built to last for many years and offer a modular upgradeable design. This light will handle all of the USCG navigation light requirements today and still be ready for the technology advances of tomorrow. Q Collection lights run on 4V-48V DC.



LIGHTING

KIS COLLECTION

The KIS (Keep It Simple) Collection allows for a variety of uses simply by your choice of mounting brackets.

LED NAVIGATION LIGHTS

LXCOLLECTION



LX ALL AROUND (WHITE) ANCHOR LED NAVIGATION LIGHT

LXA STANDARD LXA-P WITH PHOTODIODE (AUTO ON/OFF)

- Visibility: 3+NM (actual brightness exceeds USCG requirements)
- Voltage Range: 9-30V DC
- Current Draw: ≤ 0.33 Amps at 12V DC
- Power Consumption: 4 Watts
- Horizontal Viewing Angle: 360°
- Vertical Viewing Angle: $\pm 18^\circ$
- Durability: designed to exceed IP67
- Certifications: USCG 3NM, ABYC-A16, COLREGS '72
- Construction: Military Spec Anodized Aluminum, UV Resistant Acrylic
- NSN FOR #LXA: 6220015299933

Dimensions: 2.75" (70 mm) | Wt: 0.60 lb (270 g)

360°
All Around
White



#LXA



#LXA-P
with Photodiode
(Auto On/Off)

LX2 RUNNING LED NAVIGATION LIGHT

LX2-PT PORT (RED) LX2-SB STARBOARD (GREEN) LX2-ST STERN (WHITE) LX2-TW TOWING (AMBER)

- Visibility: 2+NM (actual brightness exceeds USCG requirements)
- Voltage Range: 9-30V DC
- Current Draw: ≤ 0.12 Amps at 12V DC
- Power Consumption: 2 Watts
- Horizontal Viewing Angle: 112.5° for Port and Starboard; 135° for Stern and Towing
- Vertical Viewing Angle: $\pm 18^\circ$
- Wiring: 2-conductor 20 AWG marine grade (2.5 ft cable)
- Certifications: USCG 2NM, ABYC-A16, COLREGS '72
- Construction: Military Spec Anodized Aluminum, UV Resistant Acrylic
- LX2-PT & LX2SB include: Triangular Side Mounting Bracket

Dimensions: 0.75" (20 mm) x 2.75" (70 mm) x 3.25" (820 mm) | Wt: 0.65 lb (290 g)



#LX2-PT

NSN 6210016293329



#LX2-SB

NSN 6220016294558



#LX2-ST



#LX2-TW

NSN 6210016293329

LX TRICOLOR/ANCHOR LED NAVIGATION LIGHT

LXTA	STANDARD
LXTA-P	WITH PHOTODIODE (AUTO ON/OFF)
LXTA-S	WITH STROBE
LXTA-SP	WITH STROBE & PHOTODIODE (AUTO ON/OFF)

- Visibility: 2+NM (actual brightness exceeds USCG requirements)
- Voltage Range: 9-30V DC
- Current Draw: ≤ 0.33 Amps at 12V DC
- Power Consumption: 4 Watts
- Horizontal Viewing Angle: 112.5° for Port and Starboard; 360° for Anchor
- Vertical Viewing Angle: $\pm 36^\circ$
- Wiring: 3-pin waterproof, quick-disconnect plug with 3-foot mating cable (*LXTA & LXTA-P are suitable for 2-wire connections; requires Reversing Switch*)
- Certifications: USCG 2NM, ABYC-A16, COLREGS '72
- Construction: Military Spec Anodized Aluminum, UV Resistant Acrylic

Dimensions: 2.75" (70 mm) Dia x 2.75" (70 mm) H | Wt: 0.60 lb (270 g)



#LXTA




#LXTA-P
with Photodiode
Auto (On/Off)



#LXTA-S
with Strobe



#LXTA-SP
with Strobe &
Photodiode
Auto (On/Off)



LX ALL AROUND (RED) LED NAVIGATION LIGHT

(Commercial & Military Vessels)

- Visibility: 2+NM (actual brightness exceeds USCG requirements)
- Voltage Range: 9-30V DC
- Current Draw: ≤ 0.33 Amps at 12V DC
- Power Consumption: 6 Watts
- Horizontal Viewing Angle: 360°
- Vertical Viewing Angle: $\pm 18^\circ$
- Wiring: 3-pin waterproof, quick-disconnect plug with 3-foot mating cable (*LXAA-RED is suitable for 2-wire connections; requires Reversing Switch*)
- Certifications: USCG 2NM, ABYC-A16, COLREGS '72
- Construction: Military Spec Anodized Aluminum, UV Resistant Acrylic
- NSN 6220016590262

Dimensions: 2.75" (70 mm) Dia x 2.75" (70 mm) H | Wt: 0.60 lb (270 g)

LXAA-RED



LX3 STEAMING/MASTHEAD LED NAVIGATION LIGHT

- Visibility: 3+NM (actual brightness exceeds USCG requirements)
- Voltage Range: 9-30V DC
- Current Draw: 0.4 Amps at 12V DC
- Power Consumption: 4 Watts
- Horizontal Viewing Angle: 225°
- Vertical Viewing Angle: $\pm 36^\circ$
- Wiring: 3-pin waterproof, quick-disconnect plug with 3-foot mating cable (*LX3-MH is suitable for 2-wire connections; requires Reversing Switch*)
- Certifications: USCG 3NM, ABYC-A16, COLREGS '72
- Construction: Military Spec Anodized Aluminum, UV Resistant Acrylic
- NSN 6210016169473

Dimensions: 2.75" (70 mm) Dia x 2.75" (70 mm) H | Wt: 0.60 lb (270 g)

LED NAVIGATION LIGHTS



Q TRICOLOR/ANCHOR LED NAVIGATION LIGHT

QTA-B STANDARD IN BLACK
QTA-W STANDARD IN WHITE
QTAP-B WITH PHOTODIODE (AUTO ON/OFF) IN BLACK
QTAP-W WITH PHOTODIODE (AUTO ON/OFF) IN WHITE

- Visibility: 2+NM (actual brightness exceeds USCG requirements)
- Voltage Range: 4-48V DC
- Current Draw: 0.39 Amps at 12V DC for TriColor; 0.28 Amps at 12V DC for Anchor
- Power Consumption: 4.5 Watts
- Horizontal Viewing Angle: 112.5°/ea for Port and Starboard; 360° for Anchor
- Vertical Viewing Angle: +/- 36°
- Wiring: 3-pin waterproof, quick-disconnect plug with 6-foot mating cable (3-wire)
- Housing Color: Black or White
- Certifications: USCG 2NM, ABYC-A16, COLREGS '72
- Construction: Aluminum, UV Resistant Acrylic

Dimensions: 2" (50 mm) Dia x 3" (76 mm) H | Wt: 0.50 lb (220 g)



#QTA-B



#QTA-W



#QTAP-B
with Photodiode
Auto On/Off



#QTAP-W
with Photodiode
Auto On/Off



Q ALL AROUND (WHITE) ANCHOR LED NAVIGATION LIGHT

Q360-B STANDARD IN BLACK
Q360-W STANDARD IN WHITE
Q360P-B WITH PHOTODIODE (AUTO ON/OFF) IN BLACK
Q360P-W WITH PHOTODIODE (AUTO ON/OFF) IN WHITE

- Visibility: 2+NM (actual brightness exceeds USCG requirements)
- Voltage Range: 4-48V DC
- Current Draw: 0.28 Amps at 12V DC
- Power Consumption: 3.4 Watts
- Horizontal Viewing Angle: 360°
- Vertical Viewing Angle: +/- 36°
- Wiring: 3-pin waterproof, quick-disconnect plug with 6-foot mating cable (3-wire)
- Housing Color: Black or White
- Certifications: USCG 2NM, ABYC-A16, COLREGS '72
- Construction: Aluminum, UV Resistant Acrylic

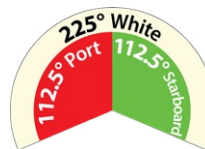
Dimensions: 2" (50 mm) Dia x 3" (76 mm) H | Wt: 0.50 lb (220 g)

Q BI-COLOR LED NAVIGATION & MULTI-PURPOSE BOW LIGHT

QBCS-B IN BLACK
QBCS-W IN WHITE

- Visibility: 2+NM (actual brightness exceeds USCG requirements)
- Voltage Range: 4-48V DC
- Current Draw: 0.28 Amps at 12V DC
- Power Consumption: 3.4 Watts
- Horizontal Viewing Angle: 112.5°/ea for Port and Starboard; 225° for Multi-Purpose (WHITE) Light
- Vertical Viewing Angle: +/- 36°
- Wiring: 3-pin waterproof, quick-disconnect plug with 3-foot mating cable (3-wire)
- Housing Color: Black or White
- Certifications: USCG 2NM, ABYC-A16, COLREGS '72
- Construction: Aluminum, UV Resistant Acrylic

Dimensions: 2" (50 mm) Dia x 3" (76 mm) H | Wt: 0.50 lb (220 g)



#QBCS-B



#QBCS-W

Q STEAMING/MASTHEAD LED NAVIGATION LIGHT

QS-B IN BLACK

QS-W IN WHITE

- Visibility: 5+NM (actual brightness exceeds USCG requirements)
- Voltage Range: 4-48V DC
- Current Draw: 0.5 Amps at 12V DC
- Power Consumption: 6.5 Watts
- Horizontal Viewing Angle: 225°
- Vertical Viewing Angle: +/- 36°
- Wiring: 3-pin waterproof, quick-disconnect plug with 3-foot mating cable (3-wire)
- Housing Color: Black or White
- Certifications: USCG 5NM, ABYC-A16, COLREGS '72
- Construction: Aluminum, UV Resistant Acrylic

Dimensions: 2" (50 mm) Dia x 3.5" (88 mm) H | Wt: 0.65 lb (290 g)



Q STEAMING/ANCHOR DELUXE LED NAVIGATION LIGHT

QS360DX-B IN BLACK

QS360DX-W IN WHITE

- Visibility: 5+NM Steaming / 2+NM anchor (actual brightness exceeds USCG requirements)
- Voltage Range: 4-48V DC
- Current Draw: 0.5 Amps at 12V DC for Steaming/Masthead; 0.42 Amps at 12V DC for Anchor
- Power Consumption: 6.5 Watts
- Horizontal Viewing Angle: 225° for Steaming/Masthead; 360° for Anchor
- Vertical Viewing Angle: +/- 36°
- Wiring: 3-pin waterproof, quick-disconnect plug with 3-foot mating cable (3-wire)
- Housing Color: Black or White
- Certifications: USCG 5NM/2NM, ABYC-A16, COLREGS '72
- Construction: Aluminum, UV Resistant Acrylic

Dimensions: 2" (50 mm) Dia x 3.5" (88 mm) H | Wt: 0.65 lb (290 g)



KISCOLLECTION

KIS MULTI-PURPOSE LIGHT

KIS-BK IN BLACK

KIS-W IN WHITE

- Visibility: 2+NM (actual brightness exceeds USCG requirements)
- Voltage Range: 9-30V DC
- Current Draw: 0.11 Amps at 12V DC
- Power Consumption: 2 Watts
- Horizontal Viewing Angle: 225°
- Vertical Viewing Angle: +/- 36°
- Wiring: 2-conductor 18 AWG marine grade (2-feet)
- Housing Color: Black or White
- Certifications: USCG 2NM for use as Stern Light
- Construction: Aluminum, UV Resistant Acrylic

Dimensions: 0.75" (20 mm) x 2.5" (63 mm) x 2.75" (70 mm) H | Wt: 0.31 lb (140 g)



See page 39 for versatile mounting accessories.

LED NAVIGATION LIGHT ACCESSORIES

LX COLLECTION



ANGLE MOUNT BRACKET

- Material: 316 Stainless Steel

Dimensions: 2.5" (63 mm) 6" (152 mm) x 3.25" (80 mm) H | Wt: 0.35 lb (160 g)

**Mounting Hardware not included.*

***Not for use with LX2, Q, or KIS lights.*

LXBRKT-01



TOP MOUNT BRACKET

- Material: 316 Stainless Steel

Dimensions: 1.25" (30 mm) x 2.5" (60 mm) x 4.5" (114 mm) H | Wt: 0.35 lb (160 g)

**Mounting Hardware not included.*

***Not for use with LX2, Q, or KIS lights.*

LXBRKT-02




REVERSING SWITCH

- For Use With:
 - #LXTA - TriColor/Anchor
 - #LXTA-P - TriColor/Anchor with Photodiode

Dimensions: 2.75" (70 mm) x 2.25" (57 mm) x 2.5" (60 mm) H | Wt: 0.10 lb (50 g)

**Mounting Hardware not included.*

SWITCH-REV



SELECTOR SWITCH

- For Use With:
 - #LXTA-S - TriColor/Anchor with Strobe
 - #LXTA-SP - TriColor/Anchor with Strobe & Photodiode
- 2 Year Warranty

Dimensions: 2.5" (63 mm) x 2" (50 mm) x 2.5" (60 mm) H | Wt: 0.10 lb (50 g)

**Mounting Hardware not included.*

SWITCH-SEL



Q COLLECTION

2" TOP MOUNT BRACKET

- Material: 316 Stainless Steel

Dimensions: 2" (50 mm) x 2.25" (57 mm) x 3.5" (88 mm) H | Wt: 0.20 lb (90 g)

**Mounting Hardware not included.*

QBRKT-T2



4" TOP MOUNT BRACKET

- Material: 316 Stainless Steel

Dimensions: 2" (50 mm) x 4.25" (107 mm) x 3.5" (88 mm) H | Wt: 0.25 lb (110 g)

**Mounting Hardware not included.*

QBRKT-T4



BACK BRACKET FOR STEERING/MASTHEAD LIGHTS

- For Use With:
 - #QS-B/QS-W - Steering/Masthead in Black or White
 - #QBCS-B/QBCS-W - Bi-Color LED Navigation & Multi-Purpose Light
- Material: Aluminum

Dimensions: 2.5" (64 mm) x 2.63" (67 mm) x 2.5" (64 mm) H | Wt: 0.20 lb (90 g)

**Mounting Hardware not included.*

BACK BRACKET



KIS COLLECTION



BALL & BAR SWIVEL BRACKET

KIS-SWIVEL BRKT SILVER

KIS-SWIVEL BRKT BLACK

KIS-SWIVEL BRKT WHITE

- Material: Aluminum
- Color: Silver, Black, or White

Dimensions: 0.75" (20 mm) x 2" (50 mm) x 3.75" (95 mm) | Wt: 0.20 lb (90 g)

**Mounting Hardware not included.*

LED NAVIGATION LIGHT ACCESSORIES



KIS COLLECTION

RAIL BRACKET

KIS-RAIL BRKT SILVER KIS-RAIL BRKT BLACK

- Material: Aluminum
- Color: Silver or Black

Dimensions: 0.75" (20 mm) x 2" (50 mm) | Wt: 0.20 lb (90 g)

**Mounting Hardware not included.*

***Light shown in image is not included.*



HINGED RAIL BRACKET KIS-RAIL BRKT HINGED BLACK

- Material: Aluminum
- Color: Black
- Included: key to lock the hinged joints into stable position

Dimensions: 0.75" (20 mm) x 4.5" (114 mm) x 2" (5 mm) | Wt: 0.25 lb (110 g)

**Mounting Hardware not included.*



WEEMS & PLATH® YACHT LAMPS

See page 45 for Lighting Accessories.

YACHT LAMP™

BRASS YACHT LAMP

BRASS YACHT LAMP WITH BLACK BONNET

BRASS YACHT LAMP WITH STAINLESS STEEL BONNET

- Crafted of solid cast and tooled brass
- Oil container capacity: 5 oz (0.15 L)
- Burn time: +/- 30 hours with clean burning #780 Weems & Plath® Lamp Fuel

Dimensions: 10" x 3-1/2" dia (254 x 89 mm) | Wt: 3 lb (1.47 g)

ACCESSORIES:

- 705 BRASS GIMBAL (SEE P. 45)
751 BRASS WALL BRACKET (SEE P. 45)
791 CHIMNEY
770-3 WICK
780 WEEMS & PLATH® LAMP FUEL



700
700BK
700SS



700BK



700



700SS

LIGHTING



818



COMPANION LAMP

818

- Solid cast brass plate, polished and lacquered
- Glass chimney
- Includes: one disposable fuel cell with 17-hour burn time

Dimensions: 8-3/4" x 3-1/2" dia (222 x 89 mm) | Wt: 13.9 lb (394 g)

ACCESSORIES:

- HD17-6 DISPOSABLE FUEL CELL (6-PACK)
20210 CHIMNEY



- Solid brass with a polished and lacquered finish
- To see more DHR products that we can order for you, visit: www.dhr.nl



GIMBAL LAMP WITH SMOKE BELL

8917/O

- Weighted base
- Gimbal bracket mount
- Oil container capacity: 12 oz (0.35 L)
- Burn time: +/- 24 hours with clean burning #780 Weems & Plath® Lamp Fuel

Dimensions: 13-3/8" x 6-15/16" dia (340 x 160 mm) | Wt: 3.4 lb (1.47 kg)

ACCESSORIES:

01135C CHIMNEY
00111W WICK



CARGO LAMP

8803/O

- Oil container capacity: 8.5 oz (0.25 L)
- Burn time: +/- 25 hours with clean burning #780 Weems & Plath® Lamp Fuel

Dimensions: 14-1/2" x 6-7/8" dia (370 x 175 mm) | Wt: 6 lb (2.7 kg)

ACCESSORIES:

10170 CHIMNEY
20311 WICK



WALL LAMP

8807/O

- Oil container capacity: 18.5 oz (0.55 L)
- Burn time: +/- 40 hours with clean burning #780 Weems & Plath® Lamp Fuel

Dimensions: 10-5/8" x 5-5/16" dia (270 x 135 mm) | Wt: 1.3 lb (539 g)

ACCESSORIES:

14210 CHIMNEY
14234 WICK



PANTRY LAMP


8877/O

- Mounting bracket features black stove enameled coating
- Oil container capacity: 8.5 oz (0.25 L)
- Burn time: +/- 20 hours with clean burning #780 Weems & Plath® Lamp Fuel

Dimensions: 10-1/4" x 5-11/16" dia (260 x 144 mm) | Wt: 1.3 lb (539 g)

ACCESSORIES:

14170 CHIMNEY
14234 WICK



BERTH LAMP

8840/O

- Easy to carry and can be placed on a horizontal surface or bulkhead mounted (as shown)
- Oil container capacity: 11 oz (0.33 L)
- Burn time: +/- 50 hours with clean burning #780 Weems & Plath® Lamp Fuel

Dimensions: 11-7/8" x 6-7/8" dia (300 x 175 mm) | Wt: 3.6 lb (1.53 kg)

ACCESSORIES:

60130 CHIMNEY
00006W WICK



ANCHOR LIGHT

8611/O

- Oil container capacity: 4.25 oz (0.13 L)
- Burn time: +/- 40 hours with clean burning #780 Weems & Plath® Lamp Fuel
- 4" (109 mm) lens

Dimensions: 9-1/2" x 4-5/16" dia (240 x 110 mm) | Wt: 4 lb (1.81 kg)

ACCESSORIES:

567 CHIMNEY
00005W WICK



ANCHOR LIGHT (OIL) 8604/O (ELECTRIC) 8604/E

- Hoistable, includes guide eyelets
- Electric version: 110V, 40W max
- Oil container capacity: 10 oz (0.3 L)
- Burn time: +/- 40 hours with clean burning #780 Weems & Plath® Lamp Fuel
- 5" (127 mm) lens

Dimensions: 12-7/16" x 5-1/2" dia (315 x 140 mm) | Wt: 5 lb (2.26 kg)

ACCESSORIES:

60130 CHIMNEY
00006W WICK



ANCHOR LIGHT

8603/O

- Hoistable, includes guide eyelets
- Oil container capacity: 10 oz (0.3 L)
- Burn time: +/- 30 hours with clean burning #780 Weems & Plath® Lamp Fuel
- 6" (152 mm) lens

Dimensions: 14" x 6-11/16" dia (360 x 170 mm) | Wt: 7.2 lb (3.23 kg)

ACCESSORIES:

20211 CHIMNEY
00005W WICK



MINI TRAWLER LAMP 8211/O

- Inside of shade is white stove enameled
- Oil container capacity: 10 oz (0.3 L)
- Burn time: +/- 30 hours with clean burning #780 Weems & Plath® Lamp Fuel

Dimensions: 12-1/2" x 6-1/2" dia (320 x 165 mm) | Wt: 3.4 lb (1.47 kg)

ACCESSORIES:

20211 CHIMNEY
20311 WICK



TRAWLER LAMP (OIL) 8201/O (ELECTRIC) 8201/E

- Available in oil or electric model
- Inside of shade is white stove enameled
- Electric version: 110V, 100W max
- Oil container capacity: 34 oz (1 L)
- Burn time: +/- 30 hours with clean burning #780 Weems & Plath® Lamp Fuel

Dimensions: 17-11/16" x 10" dia (450 x 255 mm) | Wt: 4.8 lb (2.04 kg)

ACCESSORIES:

20210 CHIMNEY
20312 WICK



CLIPPER LAMP 8207/O

- Inside of shade is white stove enameled
- Oil container capacity: 29 oz (0.86 L)
- Burn time: +/- 40 hours with clean burning #780 Weems & Plath® Lamp Fuel

Dimensions: 17" x 10" dia (430 x 255 mm) | Wt: 3.1 lb (1.38 kg)

ACCESSORIES:

15210 CHIMNEY
14234 WICK



MAIN CABIN LAMP 8209/O

- Inside of shade is white stove enameled
- Oil container capacity: 27.2 oz (0.8 L)
- Burn time: +/- 60 hours with clean burning #780 Weems & Plath® Lamp Fuel

Dimensions: 21-5/8" x 13-3/4" dia (550 x 350 mm) | Wt: 3.3 lb (1.44 kg)

ACCESSORIES:

14210 CHIMNEY
14234 WICK



SIDE LIGHT, GREEN 8311G/E

- With green lens
- Light Source: 110V, 40W max
- Included: bulb

Dimensions: 9-15/16" x 4-1/2" dia (240 x 115 mm) | Wt: 2.4 lb (1.02 kg)



BI-COLOR LIGHT 8412/E

- With red and green lenses
- Light Source: 110V, 40W max
- Included: bulb

Dimensions: 9-15/16" x 4-3/4" dia (240 x 120 mm) | Wt: 2.4 lb (1.02 kg)



SIDE LIGHT, RED 8311R/E

- With red lens
- Light Source: 110V, 40W max
- Included: bulb

Dimensions: 9-15/16" x 4-1/2" dia (240 x 115 mm) | Wt: 2.4 lb (1.02 g)



Den Haan Rotterdam, founded in Rotterdam, Holland in 1922, began as a manufacturer of navigation and interior lighting for inland and seagoing vessels. All lamps, many of them replicas of old models, are handmade to commercial ship standards.

E.S. Sørensen, a Danish company, produces a fine collection of high-quality, handmade oil lamps designed and made using models and tools dating back to the end of the 19th century.

- Solid brass, hand lacquered, requires no polishing
- Individually numbered
- Weems & Plath® is the exclusive U.S. distributor for E.S. Sørensen lamps
- To see more E.S. Sørensen products that we can order for you, visit www.esssorensen.com



STAINLESS STEEL OLD DANISH TABLE LAMP/VESTA ES 65 07 02

- Danish style turn-of-the-century (1800 to 1900) design
- Stainless steel base
- Polished stainless steel or brushed stainless available on request
- 6" (152 mm) opalescent, hand-blown cased VESTA glass shade
- 0.39" (10 mm) circular burner
- Oil Container Capacity: 22 oz (0.65 L)
- Burn Time: +/- 34 hours with clean burning #780 Weems & Plath® Lamp Fuel
- Can be converted from oil to electric with #ES-2 Electric Conversion Kit

Dimensions: Height: 12-1/4" (310 mm) | Wt: 5 lb (2.5 kg)

ACCESSORIES:

ES 10 20 00 CHIMNEY
20311 WICK
ES1444 WHITE SHADE
ES-2 ELECTRIC CONVERSION KIT

ACCESSORIES



ADJUSTABLE SMOKE BELL ES 10 05 00

- Distance from center of bell to wall can be adjusted from 2" to 5-3/4" (51 mm to 145 mm)

Dimensions: 3-1/2" bell dia (88 mm) | Wt: 0.75 lb (340 g)



LARGE CLIP-ON BRASS SMOKE BELL ES 10 06 01

Dimensions: 2-1/2" bell dia (62 mm) | Wt: 0.18 lb (113 g)



CAPTAIN'S CABIN LAMP - SHIP'S GLOBE ES 50 03 04

- Four-way gimbal
- 5" (127 mm) handmade acid-frosted globe with ship motif securely fastened with a stainless steel clip-on spring
- 0.24" (6 mm) circular burner
- Oil Container Capacity: 4 oz (0.12 L)
- Burn Time: +/- 9 hours with clean burning #780 Weems & Plath® Lamp Fuel
- Can be converted from oil to electric with #ES-1 Electric Conversion Kit

Dimensions: Height: 15-3/8" (390 mm) | Wt: 4 lb (2.04 kg)

ACCESSORIES:

ES 10 19 00 CHIMNEY
00006W WICK
ES 10 00 04 SPARE SHIP'S GLOBE
ES-1 ELECTRIC CONVERSION KIT



SHIP'S LAMP II ES 50 02 21

- Four-way gimbal
- Extra weighted base
- 0.24" (6 mm) circular burner
- Oil Container Capacity: 4 oz (0.12 L)
- Burn Time: +/- 9 hours with clean burning #780 Weems & Plath® Lamp Fuel
- Can be converted from oil to electric with #ES-1 Electric Conversion Kit

Dimensions: Height: 13-3/4" (350 mm) | Wt: 3 lb (1.47 kg)

ACCESSORIES:

ES 10 00 01 CHIMNEY
00006W WICK
ES-1 ELECTRIC CONVERSION KIT



FORESTI & SUARDI

FORESTI & SUARDI

Foresti & Suardi is an Italian company that manufactures an exceptional line of nautical brass lamps and accessories.

- To see more Foresti & Suardi products that we can order for you, visit uk.forestisuardi.com



2026

GIMBAL ELECTRIC LAMP

2026

- Modeled after the traditional oil lamps of the same style
- Solid brass & lacquered
- Ample light using a 100W bulb
- Light Source: 110V, 100W max

Dimensions: 17-3/8" x 6-1/4" dia (441 x 159 mm) | Wt: 2 lb (992 g)

ACCESSORIES:

2026-C CHIMNEY



2035B

OVAL BRASS BULKHEAD LIGHT

2035B

- Robust & suitable for use in outdoor locations
- Frosted glass lens protected by a brass framework
- Can also be overhead mounted
- O-ring sealed for use in wet locations
- Light Source: 110V, 60W max

Dimensions: 5-3/8" x 7-5/8" x 4-3/8" dia (137 x 194 x 111 mm) | Wt: 5 lb (2.6 kg)

ALSO AVAILABLE BY SPECIAL ORDER:
CHROME BRASS BULKHEAD LIGHT

2035BCS



3135

SPINNAKER LAMP

3135

- Chromed brass winch base wrapped with navy blue rope
- Hand-blown glass shade
- Light Source: 110V
- Includes: light bulb
- UPC#: 721002910301

Dimensions: 23" x 12" dia (580 x 300 mm) | Wt: 11 lb (5.31 kg)

ACCESSORIES:

3135C CHIMNEY

22402 THREADED SOCKET ADAPTER FOR USA LIGHT BULBS

ALSO AVAILABLE: BRASS SPINNAKER LAMP

3135BRASS

ACCESSORIES

THREADED SOCKET ADAPTER FOR USA LIGHT BULBS

22402

- Fits #3135 Spinnaker Lamp
- Adapts lamp to use to USA lightbulbs

LIGHTING

LIGHTING ACCESSORIES

BRASS GIMBAL FOR WEEMS & PLATH® YACHT LAMP

705

- Allows for Yacht Lamp to be wall or bulkhead mounted while remaining upright (see page 40 for Yacht Lamp)
- Cast and tooled brass
- Includes mounting hardware

Dimensions: 3" x 3" x 7" (76.2 x 76.2 x 177.8 mm) | Wt: 1.2 lb (544 g)



705

BRASS WALL BRACKET FOR WEEMS & PLATH® YACHT LAMP

751

- Mounts to a wall or bulkhead and allows Yacht Lamp to hang freely (see page 40 for Yacht Lamp)
- Can be mounted with the bracket curved up or down
- Solid brass
- Includes 3 mounting screws

Dimensions: 9" x 2" x 1" (228 x 51 x 25 mm) | Wt: 0.7 lb (317.5 g)



751

DISPOSABLE FUEL CELL (SINGLE) DISPOSABLE FUEL CELL (6-PACK)

HD17

HD17-6

- For use with #818 Companion Lamp (see page 40)
- Not considered a hazardous material by most shipping agents

Dimensions: 1-1/2" x 2" dia (38 x 50.8 mm) | Wt: 5 oz (0.2 L)



HD17



HD17-6



780

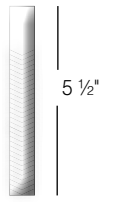
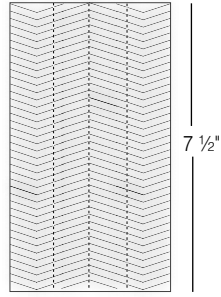
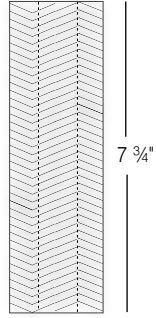
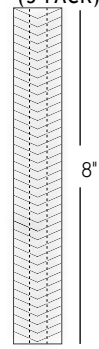
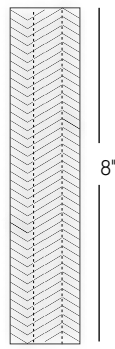
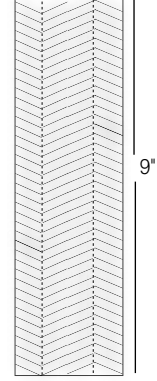
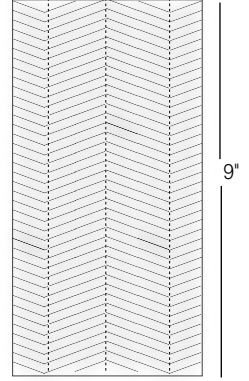
WEEMS & PLATH® LAMP FUEL

780












- Exclusive blend of highly refined liquid waxes formulated to standards far above other lamp oils
- Odorless and smokeless when used as directed
- Eliminates sooty build up commonly associated with kerosene fuel
- Very safe, with a flash point over 200°F (93.3°C)
- Not considered hazardous by most shipping agents

Dimensions: 9-1/2" x 4" x 2-1/2" (241 x 102 x 64 mm) | Wt: 1 Quart (0.95 L)

LAMP WICKS

#00005W  1/4" round 5 1/2"	#14234  2" 7 1/2"	#00006W  1 1/4" 7 3/4"	#770-3 (3 PACK)  1/2" 8"	#00111W  1" 8"	#20311  1" 9"	#20312  3 1/2" 9"
<u>Lamp:</u> 8611	<u>Lamps:</u> 8207 8807 8877 8209	<u>Lamps:</u> 8604 8840 ES 50 01 01 ES 50 02 21 ES 50 03 04	<u>Lamps:</u> 700 700BK 700SS	<u>Lamp:</u> 8917/O	<u>Lamps:</u> 8211 8603 8803 ES 65 07 01	<u>Lamp:</u> 8201

CHIMNEYS

#20210  2 1/2" (65 mm) 8 1/4" (210 mm) <u>Lamps:</u> 8201 818	#15210  2" (52 mm) 8 1/4" (210 mm) <u>Lamp:</u> 8207	#791  2" (52 mm) 2 3/4" (70 mm) <u>Lamps:</u> 700 700BK 700SS	#567  1" (31 mm) 2 1/2" (67 mm) <u>Lamp:</u> 8611	#01135C  2" (52 mm) 5 1/2" (140 mm) <u>Lamp:</u> 8917	#3135C  3 1/2" (89 mm) 11" (279 mm) <u>Lamps:</u> 3135 3135BRASS
#14210  2" (52 mm) 8 1/4" (210 mm) <u>Lamps:</u> 8209 8807	#14170  2" (52 mm) 6 3/4" (170 mm) <u>Lamp:</u> 8877	#60170 or #ES 10 19 00  1 1/4" (34 mm) 6 3/4" (170 mm) <u>Lamps:</u> 8817 ES 50 03 04	#10170  1 1/2" (40 mm) 6 3/4" (170 mm) <u>Lamp:</u> 8803	#20211  1 1/2" (40 mm) 5" (130 mm) <u>Lamp:</u> 8603 8211	#60130  1 1/4" (34 mm) 5" (130 mm) <u>Lamps:</u> 8604 8840



510500

ORIGINS OF THE SHIP'S BELL CLOCK

Although Weems & Plath® offers a variety of quartz clocks and fine weather instruments, the Ship's Bell Clock has always remained a unique and exquisite item.

The present ship's bell clock evolved from a crude sand clock (or hour glass) dating back to the time of Columbus. This primitive clock was essential for controlling routine duties at sea in addition to its uses for navigation purposes. Watches or shifts were organized into increments of four hours, a custom that is still widely used. The helmsman would signal the passing of half hour increments starting with the strike of one bell at the end of the first half hour, two at the second and so on until reaching eight bells which signaled the end of the watch.

It was not until the 19th century that the first mechanical ship's bell clock was produced in America and to this day, the working principle of this innovation has remained almost unchanged.



Look for the bell icons
to locate clocks that chime with the
ship's bell code

THE SHIP'S BELL CODE

4:00	8:00	12:00	= 8 Bells	🔔🔔🔔🔔🔔🔔🔔🔔
4:30	8:30	12:30	= 1 Bell	🔔
5:00	9:00	1:00	= 2 Bells	🔔🔔
5:30	9:30	1:30	= 3 Bells	🔔🔔🔔
6:00	10:00	2:00	= 4 Bells	🔔🔔🔔🔔
6:30	10:30	2:30	= 5 Bells	🔔🔔🔔🔔🔔
7:00	11:00	3:00	= 6 Bells	🔔🔔🔔🔔🔔🔔
7:30	11:30	3:30	= 7 Bells	🔔🔔🔔🔔🔔🔔🔔
8:00	12:00	4:00	= 8 Bells	🔔🔔🔔🔔🔔🔔🔔🔔

1. Weatherproof construction with O-ring seated behind beveled glass.
2. Patented Weems Slide-n-Lock™ Mounting System locks instrument in place with no visible mounting screws and allows easy removal for adjustments, battery changes, storage or security.
3. Maintenance-free ultra-hard finish that will NEVER tarnish or scratch.


- Maintenance-free, ultra-hard finish guaranteed to NEVER tarnish
- Patented Slide-n-Lock™ Mounting System, no visible mounting screws, easy removal for adjustments & battery replacement
- Weatherproof construction
- Available in brass and chrome finish
- Beveled glass face
- Includes: 85 Series = N battery; 125 Series = AA battery
- United States Patent #: 7,293,456
- NSN for #530700: 6685013256293



SLIDE-N-LOCK™

085 SERIES

Dial: 3-1/8" (85 mm) | Base: 4-1/8" (105 mm) | Depth: 1-1/2" (38 mm) | Wt: 0.65 lb (295 g)



230500 (Brass)
320500 (Chrome)

230700 (Brass)
320700 (Chrome)


230900 (Brass)
320900 (Chrome)

Please inquire about our engraving & printing customization service.



125 SERIES

Dial: 4-7/8" (125 mm) | Base: 6" (152 mm) | Depth: 1-5/8" (41 mm) | Wt: 1.3 lb (589 g)



530500 (Brass)
540500 (Chrome)

530700 (Brass)
540700 (Chrome)

530900 (Brass)
540900 (Chrome)

530300 (Brass)
540300 (Chrome)

Maintenance-free porthole-style instrument collection with our largest selection of sizes, finishes and styles

Light, strong and durable, Endurance™ II redefines nautical porthole style, combining state-of-the-art construction with traditional design. This collection includes 20 instruments and features the same ultra-hard finish that is the hallmark of the original Endurance™ collection.

Many Endurance™ II items are available in three sizes and two finishes (brass and chrome) in a wide range of instruments that include clocks, barometers, thermometers and comfortmeters (thermometers with hygrometers).

- Maintenance free, ultra-hard protective coating
- Guaranteed not to tarnish or scratch
- Weather resistant
- Porthole style front opening bezel
- Beveled glass crystal
- Mounting methods for boat or shore
- Wood base in black or mahogany finish available separately

Please inquire about our engraving & printing customization service.



105 SERIES

Dial: 3-1/5" (81 mm) | Base: 4-3/4" (120 mm) | Depth: 2-1/8" (55 mm) | Wt: 0.80 lb (363 g)

THERMOMETER



131200 (Brass)

COMFORTMETER



130900 (Brass)

CLOCK



130500 (Brass)
120500 (Chrome)

BAROMETER



130733 (Brass)
120733 (Chrome)

115 SERIES

Dial: 4" (102 mm) | Base: 6" (150 mm) | Depth: 3-1/8" (78 mm) | Wt: 1.25 lb (567 g)

CLOCK



510500 (Brass)
560500 (Chrome)

SHIP'S BELL CLOCK



510100 (Brass)
560100 (Chrome)

TIME & TIDE



510300 (Brass)

BAROMETER



510733 (Brass)
560733 (Chrome)

COMFORTMETER



510900 (Brass)

BAROMETER/ THERMOMETER



511000 (Brass)

ENDURANCE™ II COLLECTION

135 SERIES

Dial: 5" (127 mm) | Base: 7" (179 mm) | Depth: 2-1/2" (64 mm) | Wt: 2 lb (907 g)

CLOCK



950500 (Brass)

COMFORTMETER



950900 (Brass)

BAROMETER/
THERMOMETER



951000 (Brass)

TIME & TIDE



950300 (Brass)

BAROMETER



950733 (Brass)

ENDURANCE™ II BASES

- Solid North American hardwood in black or rich mahogany finish

135 SERIES SINGLE BASE

135SM (MAHOGANY)

- Fits one Endurance II 135 Series instrument
- Black felt-lined bottom

Dimensions: 11" x 3-3/4" x 8-1/2" (279.4 x 95.3 x 216 mm) | Wt: 2.6 lb (118 g)

115 SERIES SINGLE BASE

115SB (BLACK) 115SM (MAHOGANY)

- Fits one Endurance II 115 Series instrument
- Black felt-lined bottom

Dimensions: 10" x 3-3/4" x 7-1/4" (254 x 95.3 x 184 mm) | Wt: 2 lb (92 g)

105 SERIES SINGLE BASE

105SB (BLACK) 105SM (MAHOGANY)

- Fits one Endurance II 105 Series instrument
- Black felt-lined bottom

Dimensions: 9" x 3-3/4" x 6-3/4" (229 x 95.3 x 171.5 mm) | Wt: 1.5 lb (66 g)



TIME & WEATHER

ATLANTIS™ COLLECTION



Our premium collection of traditional forged brass and chrome-plated instruments are assembled by expert technicians at our Annapolis headquarters from components crafted to our specifications from selected sources around the world.

- Created from solid, forged brass that is hand polished and flawlessly lacquered
- Screw bezel adds the classic nautical look and allows easy access to components for adjustment
- Provided with complete instructions and mounting hardware

Dimensions: Base: 5-1/2" dia (140 mm) | Dial: 4" dia (102 mm) | Depth: 2-7/8" (73 mm) | Wt: 3 lb (1.4 kg)

QUARTZ SHIP'S BELL CLOCK

- Traditional ship's 8-bell cycle, rings every half hour
- Bell silencer switch
- Includes: AA battery

BRASS ATLANTIS QUARTZ SHIP'S BELL CLOCK
CHROME ATLANTIS QUARTZ SHIP'S BELL CLOCK

200100
220100



200100



220100

8-DAY SHIP'S BELL CLOCK

- Traditional ship's 8-bell cycle, rings every half hour
- Keywound, 11-jewel movement with bell silencer switch
- Battery not required, must be key wound weekly

BRASS ATLANTIS 8-DAY SHIP'S BELL CLOCK

200200

ACCESSORIES:

REPLACEMENT KEY FOR 8-DAY SHIP'S BELL CLOCK



KEY



200200

QUARTZ CLOCK

- Precision movement
- Includes: AA battery

BRASS ATLANTIS QUARTZ CLOCK
CHROME ATLANTIS QUARTZ CLOCK

200500
220500



200500



220500

TIME & TIDE CLOCK

- Combination quartz and tide clock movement averages the lunar tide cycle
- Tide indicator hand is calibrated to the Atlantic lunar tide cycle. (Note: The clock will work for other tidal bodies of water but will need to be re-set more frequently)
- Includes: AA battery

BRASS ATLANTIS TIME & TIDE CLOCK
CHROME ATLANTIS TIME & TIDE CLOCK

200300
220300



200300



220300

BAROMETER

- Fully adjustable, temperature compensated aneroid movement with inch and millibar scales
- Calibrated for altitudes to 3,500' above sea level
- Movements for altitudes from 3,500' to 7,000' are available by special order for an additional charge

BRASS ATLANTIS BAROMETER
CHROME ATLANTIS BAROMETER

200700
220700

ACCESSORIES:

HIGH ALTITUDE MOVEMENT

B100HA



200700



220700

221200 THERMOMETER

- Dial-type thermometer includes both °F and °C scales with markings every 2° from -8° to 130°F
- Pre-adjusted in temperature-controlled environment
- NSN for #221200: 6685015569402

BRASS ATLANTIS THERMOMETER

201200

CHROME ATLANTIS THERMOMETER

221200



201200



ATLANTIS™ COLLECTION

PREMIERE QUARTZ SHIP'S BELL CLOCK

- Same as our Atlantis Quartz Ship's Bell Clock, but featuring an elegant black dial and gold numbers

Dimensions: Base: 5-1/2" dia (140 mm) | Dial: 4" dia (102 mm) | Depth: 2-7/8" (73 mm) | Wt: 3 lb (1.4 kg)

BRASS PREMIERE ATLANTIS QUARTZ SHIP'S BELL CLOCK 200101
(pairs with 200701)

PREMIERE QUARTZ CLOCK

- Same as our Atlantis Quartz Clock, but featuring an elegant black dial and gold numbers

Dimensions: Base: 5-1/2" dia (140 mm) | Dial: 4" dia (102 mm) | Depth: 2-7/8" (73 mm) | Wt: 3 lb (1.4 kg)

BRASS PREMIERE ATLANTIS QUARTZ CLOCK 200501
(pairs with 200701)

BRASS PREMIERE ATLANTIS QUARTZ CLOCK WITH COLOR FLAGS 200504
(pairs with 200704)

CHROME PREMIERE ATLANTIS QUARTZ CLOCK WITH COLOR FLAGS 220504
(pairs with 220704)



200101



200501



220504

200504

Please inquire about our engraving & printing customization service.



220704

200704

200701

PREMIERE BAROMETER

- Same as our Atlantis Barometer but featuring an elegant black dial

Dimensions: Base: 5-1/2" dia (140 mm) | Dial: 4" dia (102 mm) | Depth: 2-7/8" (73 mm) | Wt: 3 lb (1.4 kg)

BRASS PREMIERE ATLANTIS BAROMETER WITH GOLD SCALES

200701

BRASS PREMIERE ATLANTIS BAROMETER WITH WHITE SCALES (pairs with 200504)

200704

CHROME PREMIERE ATLANTIS BAROMETER WITH WHITE SCALES (pairs with 220504)

220704



ATLANTIS BASES

SINGLE MAHOGANY FINISH BASE WITH BACK PANEL 100B

- Felt-lined bottom

Dimensions: 4" x 9-1/2" x 7-1/2" (102 x 241 x 191 mm) | Wt: 2 lb (907 g)

SINGLE MAHOGANY FINISH BASE 101B

- Felt-lined bottom

Dimensions: 4" x 9-1/2" (102 x 241 mm) | Wt: 1 lb (596 g)



100B



101B

ANNIVERSARY™ COLLECTION

Originally created to commemorate 75 years of the rich heritage of Weems & Plath®. Crafted from the finest materials in the world, these instruments are museum quality.

- Created from solid, forged brass that is hand polished and lacquered
- The distinctive dial of each instrument is intricately etched to create a subtle but rich pattern
- Each instrument is labeled with an unique serial number
- Includes: instructions and mounting hardware



ANNIVERSARY 8-DAY SHIP'S BELL CLOCK 100275

- Traditional ship's 8-bell cycle, rings every half hour
- Handcrafted German Hermle 11-jewel key wound movement with bell silencer
- Battery not required, must be key wound weekly

Dimensions: Base: 7" dia (178 mm) | Dial: 5-1/4" dia (133 mm) | Depth: 3-1/2" (3-1/2")
| Wt: 8 lb (3.7 kg)

ACCESSORIES:

REPLACEMENT KEY FOR 8-DAY SHIP'S BELL CLOCK



ANNIVERSARY QUARTZ SHIP'S BELL CLOCK 100175

- Traditional ship's 8-bell cycle, rings every half hour
- Quartz ship's bell movement with bell silencer switch
- Includes: AA battery

Dimensions: Base: 7" dia (178 mm) | Dial: 5-1/4" dia (133 mm) | Depth: 3-1/2" (3-1/2")
| Wt: 6 lb (3.1 kg)



100775

ANNIVERSARY BAROMETER 100775

- Highly reliable and accurate double diaphragm German aneroid movement
- Displays both barometric scales, inches of mercury and millibars
- Movement is temperature compensated and calibrated for altitudes up to 3,500 feet above sea level

Dimensions: Base: 7" dia (178 mm) | Dial: 5-1/4" dia (133 mm) | Depth: 3-1/2" (3-1/2")
| Wt: 7 lb (3.2 kg)



ANNIVERSARY WOOD BASE

107B

- Mahogany finish base with round brass feet
- Special design feature allows the ship's bell chime to resonate from the clock so the sound is heard clearly
- Keyhole in rear provides convenient storage for 8-day wind key

Dimensions: 14-1/4" x 4-1/2" x 10-1/2" (362 x 102 x 254 mm) | Wt: 5 lb (2.3 kg)



Chesapeake Bay Bridge

ADMIRAL™ COLLECTION

Forged brass instruments with slim profile and large dial

- Forged brass, polished and lacquered
- Front opening screw bezel allows easy access to movement
- Includes: complete instructions and mounting hardware



QUARTZ CLOCK

290500

- Precision movement
- Includes: AA battery

Dimensions: Base: 7-1/2" dia (191 mm) | Dial: 6" dia (152 mm) | Depth: 2-5/8" (67 mm) | Wt: 4 lb (1.8 kg)

BAROMETER

290700

- Fully adjustable aneroid movement with inch and millibar scales
- Calibrated for altitudes to 1,500' above sea level

Dimensions: Base: 7-1/2" dia (191 mm) | Dial: 6" dia (152 mm) | Depth: 2-5/8" (67 mm) | Wt: 4 lb (2 kg)




290500



290700

TRIDENT™ COLLECTION

These small accurate brass instruments are a great value

- Instruments made in Germany 
- Polished brass, lacquered case



TIME & WEATHER



6010500

QUARTZ CLOCK

6010500

- Precision movement
- Includes: AA battery

Dimensions: Base: 4-1/4" dia (108 mm) | Dial: 3" dia (76 mm) | Depth: 1-1/4" (32 mm) | Wt: 0.4 lb (181 g)



6010700

BAROMETER

6010700

- Fully adjustable aneroid movement with inch and millibar scales
- Calibrated for altitudes to 3,500' above sea level

Dimensions: Base: 4-1/4" dia (108 mm) | Dial: 3" dia (76 mm) | Depth: 1-1/4" (32 mm) | Wt: 0.37 lb (167.8 g)

TRIDENT™ COLLECTION



440315

TIME & TIDE CLOCK

- Combination quartz and tide clock movement
- Large black dial with easy-to-read bold white lettering
- Housed in a black resin case with acrylic face
- Tide indicator hand is calibrated to the Atlantic lunar tide cycle (Note: The clock will work for other tidal bodies of water but will need to be re-set more frequently)
- Made in Canada 🇨🇦
- Includes:
 - Instructions
 - AA battery
 - Mounting hardware

Dimensions: Base: 10-1/2" dia (267 mm) | Dial: 10-1/4" dia (260 mm) | Depth: 2-3/4" (70 mm) | Wt: 1 lb (482 g)

440315

BLUEWATER™ COLLECTION

This workhorse collection is low maintenance and constructed of splash-resistant resin.

- Splash resistant, corrosion proof, precision molded, high-impact black resin case requires little maintenance
- Glare resistant matte finish bezel
- Scratch resistant glass face
- Hinged bezel with knurled brass locking lug makes movement and battery easily accessible
- Splash resistant "O" ring seal
- Secure battery clip for open ocean security
- Made in Canada 🇨🇦
- Includes:
 - Instructions
 - Mounting hardware



QUARTZ CLOCK 150500

- Precision movement
- Includes: AA battery

Dimensions: Base: 5-1/2" dia (140 mm) | Dial: 3-3/4" dia (95 mm) | Depth: 2-7/8" (73 mm) | Wt: 0.6 lb (283 g)



150500

THERMOMETER 151200

- Dial-type thermometer includes both °F and °C scales, with markings every 2° from -10° to 130°F
- Pre-adjusted in temperature-controlled environment

Dimensions: Base: 5-1/2" dia (140 mm) | Dial: 3-3/4" dia (95 mm) | Depth: 2-7/8" (73 mm) | Wt: 0.78 lb (354 g)



151200

QUARTZ TIME & TIDE CLOCK 150300

- Combination quartz and tide clock movement which averages the lunar tide cycle
- Tide indicator hand is calibrated to the Atlantic lunar tide cycle (Note: The clock will work for other tidal bodies of water but will need to be re-set more frequently)
- Includes: AA battery

Dimensions: Base: 5-1/2" dia (140 mm) | Dial: 3-3/4" dia (95 mm) | Depth: 2-7/8" (73 mm) | Wt: 0.69 lb (312 g)



150300

BAROMETER 150700

- Fully adjustable, temperature compensated aneroid movement with inch and millibar scales
- Calibrated for altitudes to 1,500' above sea level

Dimensions: Base: 5-1/2" dia (140 mm) | Dial: 3-3/4" dia (95 mm) | Depth: 2-7/8" (73 mm) | Wt: 0.6 lb (283 g)



150700

ELECTRONIC RECORDING BAROMETERS

This digital barometer is designed specifically for the mariner. Not only does it show current pressure on the large display, it also registers historical information on a much more expanded scale than most electronic barometers.

Displays expanded history of any change that occurs over a 48-hour period. Accurately detects pressure changes to within +/- 0.5hPa.

4003



4003

ELECTRONIC MARINE BAROMETER

- Alarm signals abrupt changes in pressure
- Gale warning system
- Continuous display of current pressure
- Continuous display of time, temperature and humidity (°F & °C)
- Backlighting for night use
- Can be free standing or bulkhead mounted
- Includes: cable for 12V direct wiring and four AA batteries; average battery life - 1 year

Dimensions: 7-3/8" x 7-1/2" x 1-1/4" (180.7 x 190 x 32 mm) | Wt: 0.75 lb (340 g)

ACCESSORIES: AC/DC ADAPTER*

4002A

**Works for both #4002 and #4003 models.*



MINTAKA DUO BAROGRAPH MINTAKA STAR BAROGRAPH

- Electronic barograph system with MintakaCommander application (Mac & PC); also functions as standalone unit
- Two independent, high-precision atmospheric pressure sensors
- Graphic pressure history display past 30 minutes to 120 days
- Portable or fixed location
- Interfaces with computers for enhanced graphic display, control and data export
- **STAR ONLY:** *WiFi capable, Telnet command line access, GPS latitude/longitude position, altitude, course and speed*

Dimensions: 3-13/16" x 3-5/8" x 1-13/16" (96.8 x 92 x 16 mm) | Wt: 1.2 lb (500 g)

1942

MINTAKA STAR



1942



MINTAKA STAR




TIME & WEATHER

BAROGRAPHS



DAMPENED DELUXE QUARTZ BAROGRAPH

410-D

- Eight diaphragm bellows provide maximum sensitivity and precision
- Hinged mahogany case with glass sides provides easy access to chart drum
- Quartz movement requires no winding and is more accurate than key-wound movements
- Barograph readings are marked with a felt tip pen which lasts 6 to 9 months
- Includes: one-year supply of weekly inch charts, felt tip pen, dampening fluid, and one AA battery
- Made in Germany 

Dimensions:


Charts: 3-5/8" (92 mm) | Range: 28-1/2" to 31" (1013 to 1050 MB) | Duration: 7 days
Case: 11" x 6-3/4" x 6-1/2" (279 x 171 x 165 mm) | Wt: 7 lb (3.17 kg)

ACCESSORIES:

108	REPLACEMENT INCH CHARTS (3-1/16" X 12" [78 X 305 MM])
107	REPLACEMENT MILLIBAR CHARTS (3-1/16" X 12" [78 X 305 MM])
451	REPLACEMENT FELT TIP PEN CARTRIDGE
110	DAMPENING FLUID

CLASSIC BAROGRAPH

410-C

- Housed in a mahogany case with glass sides and a polished brass handle for easy access
- Quartz movement requires no winding and is more accurate than key-wound movements
- Barograph readings are marked with a felt tip pen which lasts 6 to 9 months
- Includes: one-year supply of weekly inch charts, felt tip pen and one AA battery
- Made in Germany 

Dimensions:

Charts: 2-1/16" (52 mm) | Range: 28-1/2" to 31" (1013 to 1050 MB) | Duration: 7 days
Case: 7-3/4" x 5" x 5-1/4" (197 x 127 x 133 mm) | Wt: 3 lb (1.36 kg)

ACCESSORIES:

120CH	REPLACEMENT MILLIBAR CHARTS (2-1/16" X 9-1/4" [52 X 235 MM])
121	REPLACEMENT INCH CHARTS (2-1/16" X 9-1/4" [52 X 235 MM])
451	REPLACEMENT FELT TIP PEN CARTRIDGE
110	DAMPENING FLUID



WEATHER FORECASTERS

The Weems Stormglass is a beautiful and unique gift for the home, boat or office.

This mysterious weather predictor has been in use since 1750. Vice Admiral Fitzroy, the famous sailor and meteorologist, used the Stormglass aboard the HMS Beagle during his historic voyage with Darwin. After 250 years, how the Stormglass works is still a mystery, but it is believed that electromagnetic changes caused by weather and sun storms affect the crystal formations. The appearance of the crystals inside the glass indicates changes in the weather.



200SET

WEEMS BRASS STORMGLASS SET

200SET

WEEMS CHROME STORMGLASS SET

201SET

- The Weems Stormglass is mounted on a wood plaque adjacent to a black and brass silver-plated legend that describes the five most common formations

Dimensions: 10" x 8" x 2-1/2" (254 x 203 x 64 mm) | Wt: 2.25 lb (104 g)

WEEMS BRASS STORMGLASS

200

WEEMS CHROME STORMGLASS

201

- Sealed glass chamber holds the crystals and is encapsulated in a beautifully crafted brass or chrome cylinder
- Can be displayed freestanding, or mounted to a boat bulkhead or wall
- Includes: base, mounting accessory, finial and self tapping screw
- Packaged in a velvet-lined black gift box

Dimensions: 6-1/2" x 1-1/4" dia (165 x 31.75 mm) | Wt: 0.8 lb (36 g)



200



201



205

MARINER'S STORMGLASS

205

- Contemporary 21st Century look for Victorian technology
- Predicts the weather 24-48 hours in advance
- Crystals precipitate in different formations based on impending weather
- Includes engraved card with Vice-Admiral Fitzroy's interpretation of crystal formations

Dimensions: 4-3/8" x 1-3/4" dia (111 x 44.5 mm) | Wt: 0.6 lb (272 g)

TIME & WEATHER



CUSTOMIZED GIFTS TO REMEMBER

Whether on their own or customized with our in-house engraving and color printing services, these exquisite products make exceptional gifts and awards of distinction.

With our in-house custom color printing, we make it easy for you to create an elegant gift or award that showcases custom designs or images, such as a special family photo or a company's corporate logo.

All images are exquisitely printed in full color with our top-of-the line UV/LED curing printer. This special digital-format printer is environmentally friendly and uses 6 colors (instead of the traditional 4-color process) to produce the most vivid, high definition prints possible on a wide range of materials, including plastics, metals, woods, and glass.

Please call, email, or stop by our office to speak with one of our Sales Representatives about finding the right custom gift and how you can get it custom printed!

Visit www.AnnapolisEngravingandBadge.com/Custom-Printing for more details.



EXAMPLE OF CUSTOMIZED
950500



PORTHOLE COLLECTION

Perfect nautical gifts for the home or office. All items can be personalized with an engraved brass plate.

NAUTICAL TAMBOUR CLOCK

410500

- Quartz clock movement set in piano-finish wood base with brass feet
- Includes:
 - AA battery
 - Instructions

Dimensions: 3" x 8" x 5" (76 x 203 x 127 mm) | Wt: 1 lb (680 g)

Dial Size: 2-1/2" dia (64 mm)



410500



FREESTANDING OR WALL MOUNTED

312800

PORTHOLE WEATHER CENTER

312800

- Horizontal configuration mounts on wall or stands free
- Comfortmeter (thermometer/hygrometer), Quartz Clock and Barometer
- Mahogany-finish hardwood
- Includes:
 - Brass plate for personalization
 - N battery
 - Mounting hardware

Dimensions: 6" x 14" (152 x 355 mm) | Wt: 2 lb (1.27 kg)

Dial Size: 2-1/2" dia (64 mm)

PORTHOLE DESK SET

313300

- Quartz Clock and Barometer
- Mahogany-finish hardwood base
- Indentation to rest pen
- Rubber feet to protect table surface
- Includes:
 - N battery

Dimensions: 2-1/2" x 14-1/4" x 6" (318 x 362 x 152 mm) | Wt: 2 lb (1.27 kg)

Dial Size: 2-1/2" dia (64 mm)

Please inquire about our engraving & printing customization service.



313300

TRYSAIL WEATHER CENTER

313200

- Vertical configuration mounts on a wall
- Comfortmeter (thermometer/hygrometer), Quartz Clock and Barometer
- Mahogany-finish hardwood
- Includes:
 - N battery
 - Instructions

Dimensions: 5" x 16" (127 x 406 mm) | Wt: 2 lb (1.27 g)

Dial Size: 2-1/2" dia (64 mm)

**Brass plate for customization not included.*

PORTHOLE DESK CLOCK

312400

- Set in mahogany-finish solid hardwood
- Includes:
 - AA battery
 - Instructions

Dimensions: 1-1/2" x 2-3/4" x 6-1/2" (38 x 70 x 165 mm) | Wt: 1 lb (503 g)

Dial Size: 2-1/2" dia (64 mm)



313200



312400

AWARDS & GIFTS



780600

Please
inquire about our
engraving & printing
customization
service.



701100

BOX ALARM CLOCK

780600

- Solid brass quartz alarm clock in a mahogany-finish wood box
- Brass plate for personalization available on request
- Includes: AA battery and gift box

Dimensions: 5-3/4" x 5-3/4" x 4" (146 x 146 x 100 mm) | Wt: 2 lb (953 g)
Dial Size: 3-1/4" dia (89 mm)

GIMBAL BOX CLOCK

701100

- Brass quartz clock mounted in solid wood mahogany-finish box
- Rests in traditional polished brass ship's chronometer gimbal with locking arm
- Polished brass fittings
- Uses precise German movement
- Includes:
 - Brass plate for personalization
 - AA battery
 - Gift box

Dimensions: 5-3/4" x 5-3/4" x 3-3/4" (146 x 146 x 95 mm) | Wt: 3 lb (1.4 kg)
Dial Size: 2-3/8" dia (60 mm)




790500

SOLARIS DESK CLOCK

790500

- Polished brass and lacquered gimballed quartz clock swivels for any viewing angle and can be locked in place
- Stands on three brass legs
- Beveled glass plate below clock can be etched for personalization
- Includes:
 - Brass plate for personalization
 - N battery

Dimensions: 4-5/8" x 5-1/4" x 5-1/4" (117 x 133 x 133 mm) | Wt: 3 lb (1.67 kg)
Dial Size: 2-5/16" dia (59 mm)



300800

SKIPJACK™ CLOCK & BAROMETER

300800

- Combination clock/barometer swivels 360° horizontally and vertically in a brass gimbal - one side is the clock and the other side is the barometer
- Gimbal allows for comfortable viewing from any angle
- Aneroid barometer calibrated for altitudes to 3,500' above sea level
- Includes:
 - N battery

Dimensions: 5-1/2" x 5-1/4" x 5" (140 x 127 mm) | Wt: 2 lb (1.07 kg)
Dial Size: 2-3/8" dia (83 mm)



CHART WEIGHTS™

- Forged brass ring
- Felt bottom protects surface and prevents sliding
- Velvet-lined black presentation box
- Custom engraving and printing available

Dimensions: 3" dia (76 mm) | Wt: 0.75 lb (340 kg)

Please inquire about our engraving & printing customization service.


BRASS MAGNIFIER 412M



NICKEL COMPASS 661N



BRASS COMPASS 661



BRASS QUARTZ CLOCK 610500



MAHOGANY PRESENTATION BOX

- Velour-lined wooden box
- Mahogany finish
- Brass hinges
- Fits all Weems & Plath chart weights
- Customization available (*brass plate not included*)

Dimensions: 5-1/2" x 5-1/2" x 1-3/4" (140 x 140 x 44.5 mm) | Wt: 2 lb (1.07 kg)

662



EXAMPLE:



Please inquire about our engraving & printing customization service.

ELEGANT NAVIGATION SET

319


- Varnished mahogany-finish wooden box with polished brass hardware
- Brass plate suitable for personalization is available for exterior *(not included)*
- Includes:
 - #171 8" Brass One-Hand Divider
 - #142 15" Brass Arm Parallel Rule
 - 1-3/4" Liquid-Filled Brass Compass

Dimensions: 15-3/4" x 3-3/4" x 7/8" (400 x 95 x 22 mm) | Wt: 1.44 lb (653 g)



WEATHER STATION

721700

- Three brass instruments mounted on a solid mahogany plaque
- Easy-to-read instruments include Quartz Clock, Barometer and Comfortmeter (combination thermometer/hygrometer)
- Vertical configuration
- Includes: AA battery
- Made in Germany 

Dimensions: 12-1/2" x 4-1/4" (318 x 108 mm) | Wt: 1 lb (454 g)
Dial Size: 2-1/2" dia (64 mm)



MARINER BELL AWARD

2266

Strike the bell to recognize a top performer. The brass bell is mounted on a wood base while the solid brass "striker" sits just below. Add a custom message with an optional brass plate.

Dimensions: 6-3/4" x 3" x 8-1/4" (171 x 76 x 210 mm) | Wt: 2 lb (907 g)



YACHT STEERING WHEEL AWARD

2289

Recognize a great team leader with the Yacht Steering Wheel Award. Mounted on a wooden base, this award features a brass steering wheel with a free hanging bell that rings clearly when struck.

Dimensions: 8-3/16" x 2-7/8" x 6-3/4" (208 x 73 x 171 mm) | Wt: 2 lb (94 g)



PLAQUES

Beautiful wood plaques enhance the display of all instruments.

- Lacquered mahogany finish
- Instruments sold separately

CITATION PLAQUE

AW-307

- For two instruments with bases to 6-1/2" (165 mm) dia
- Fits: Atlantis, Endurance II 115

Dimensions: 11" x 18" (279 x 457 mm) | Wt: 2 lb (1.33 kg)

**Brass crest not included.*



AW-307

LARGE PLAQUE

AW-400

- Vertical or horizontal mounting
- Can fit up to three instruments
- Fits: Anniversary, Admiral, Endurance II, Bells

Dimensions: 22-1/2" x 10-3/8" (572 x 263 mm) | Wt: 4 lb (2.1 kg)



AW-400

ROUND PLAQUE

502

- For one instrument with base to 5-3/4" dia (146 mm)
- Fits: Atlantis, Endurance II 105, Bells

Dimensions: 3/4" x 7" dia (19 x 178 mm) | Wt: 0.8 lb (362.8 g)



502

Please
inquire about our
engraving & printing
customization
service.

BELL PLAQUE

6060/EN4006

- 6" bell, removable
- Highly polished piano finish wood plaque
- Please inquire about additional size options
- Includes:
 - Lanyard

Dimensions: 9" x 12" (229 x 305 mm) | Wt: 4 lb (1.96 kg)

**Brass plate for customization not included.*



6060N/EN4006



6060/EN4006

9X12" HIGH GLOSS MAHOGANY PLAQUE

EN4006

With this elegant high-gloss mahogany-finished, solid wood plaque, you can present a truly unique and personalized award by engraving or color printing on our beautiful brass plates.

Dimensions: 9" x 12" (229 x 305 mm) | Wt: 1.7 lb (78 g)

**Brass plate for customization not included.*

EXAMPLE:



EN4006

AWARDS & GIFTS

DECORATIVE BELLS

DECORATIVE BELL SIZES & FINISHES

- Cast brass or nickel-plated brass
- Includes:
 - Bulkhead or wall mount bracket
 - Monkey fist lanyard included (white for brass bells, navy blue for nickel bells)

Dimensions:

4040	Brass	Dia: 4" (102 mm)	Wt: 1.1 lb (500 g)
4040N	Nickel	Dia: 4" (102 mm)	Wt: 1.1 lb (500 kg)
5050	Brass	Dia: 5" (127 mm)	Wt: 1.76 lb (800 g)
5050N	Nickel	Dia: 5" (127 mm)	Wt: 1.76 lb (800 g)



4040



5050



4040N



5050N

See page 31 for Marine Bells.

See page 32 for Marine & Decorative Bell Accessories.

MAINTENANCE

www.Weems-Plath.com/Support



SURE SHINE

SURE SHINE CASE (12-PACK)

633

633C

- Specially formulated as a one-step polishing application
- Does not contain harsh acids, caustics or abrasives
- Safe to use on brass, bronze, copper, stainless steel, aluminum, pewter, nickel and sterling silver or silver plate
- Cleans and deoxidizes fiberglass
- Removes cloudiness from plexiglass, clear vinyl, eisenglass or lexan

Dimensions: 2-1/2" x 2-3/4" dia (63.5 x 69.85 mm) | Wt: 7 oz (198 g)



WARRANTIES

Customer satisfaction is our top priority. We strive to provide time-tested products that last a lifetime. That is why we offer a lifetime warranty on more than half of our products. Our longevity is proof that our products and service are exceptional.

To activate your warranty, please register your product at www.Weems-Plath.com/Product-Registration.

Weems & Plath® Lifetime Warranty

Your Weems & Plath® product* is warranted against defects in material and workmanship for as long as you own the instrument. Any defect caused by misuse, accident, tampering or negligence of the user is not covered by this warranty. **Excludes OGM Series products; for those items, please see the OGM Limited Lifetime Warranty.*

Weems & Plath® Two (2) Year Warranty

Your Weems & Plath® product is warranted against defects in material and workmanship for two (2) years from the date of original purchase. Retain a copy of receipt for proof of purchase. Any defect caused by misuse, accident, tampering or negligence of the user is not covered by this warranty.

OGM Limited Lifetime Warranty

Your Weems & Plath® OGM Series light is warranted against defects in material and workmanship for as long as the original purchaser owns it. Any defect caused by misuse, accident, tampering, improper installation, lightning or other natural disasters, or negligence by the user is not covered by this warranty. Warranty is void if the light is opened or otherwise tampered with. *This warranty is effective for all lights purchased after 04/24/2019.*

Exclusions

Caution: If your product is battery operated, movement damage caused by battery leakage is not covered under warranty. A clock movement continues to pull voltage from the battery until the battery dies. Leaving a dead battery in place causes the battery to leak acid which destroys the movement. For this reason, it is important to replace the battery once a year, even if the battery is not dead at the time of replacement. If the instrument is not in use, remove the battery to reduce the possibility of costly movement damage.

Caution: The finish on brass or chrome instruments is not covered under warranty (fingerprints should be cleaned off immediately and instruments should be wiped regularly with a soft cloth to keep finish from pitting). [Exception: All Endurance and Endurance II finishes are covered for the lifetime of the instrument.]

214 Eastern Avenue, Annapolis, MD 21403
sales@weems-plath.com | p. 800.638.0428 | 410.263.6700 | f. 410.268.8713

WWW.WEEMS-PLATH.COM